

**HENRY SCHEIN**<sup>®</sup>  
MEDICAL

**Rely on Us**<sup>™</sup>

# ANATOMICAL PATHOLOGY GUIDE 2017



**LABORATORY  
EQUIPMENT  
and  
SUPPLIES**

To Order, Call: **1-800-P-SCHEIN** 8:00am-8:30pm (et) • [www.henryschein.com/medical](http://www.henryschein.com/medical)



#HENRYSCHEIN

# Henry Schein is pleased to introduce our 2017 Anatomical Pathology Guide

Henry Schein offers a complete product portfolio of equipment and supplies to meet all of your cytology and histology needs. We feature products for every part of your laboratory process from specimen collection and tissue processing to pathologist review. Our extensive line delivers the reliability you need to ensure the integrity of your specimen and your laboratory. Rely on US for your laboratory needs.



## TABLE OF CONTENTS

Scrapers & Brushes .....	3	Flotation Baths .....	23
Fixatives .....	4–5	Microscopes .....	24
Grossing Stations .....	6–7	Microscope Slides .....	24–25
Grossing Supplies .....	8–9	Coverslips .....	25
Tissue Processing .....	10–11	Coverslippers & Accessories .....	27
Embedding Cassettes.....	12–16	Stains .....	28
Reagents .....	17–18	Slide Stain .....	28–29
Embedding Consoles .....	19	Slide Drying.....	29
Base Molds .....	20	Fume Hoods .....	29
Embedding Paraffin .....	21	Slide Storage .....	30
Microtomy .....	22–23	Cytology .....	31




## Histobrush 7" Sterile Soft Tapered Nylon Cytology Collection Brush

With Polystyrene Handle

- Cervical specimen collection
- Pap smear tests
- Buccal collection for DNA lineage testing
- Soft tapered nylon tip
- Cytology brush
- Individually wrapped Puritan Histobrush brand
- **Made in USA**

#25-2199  
(474-5729)..... 100/box



## Small Cell Scraper

- Useful for the harvesting of cells
- Blade design minimizes cell damage and ensures even contact with the growth surface
- Designed for use in 25cm<sup>2</sup> and 75cm<sup>2</sup> flasks
- Individually wrapped
- Sterilized by gamma radiation and certified nonpyrogenic

#3010  
(421-0152)..... 100/case



## Wood Ayers-Style Wooden Scraper, 7"

- Splinter-free edges
- Naturally biodegradable
- **Made in USA**

#2173  
(113-5208).....5000/case



## Cervical Specimen Collection Device with Nonabrasive Foam-Tipped Applicator

Sterile

- Cervical specimen collection
- Nonabrasive CerviSoft foam tip is gentle on patients
- Foam head readily releases cells onto slides
- Polystyrene handle
- Puritan CerviSoft cytology collection device
- **Made in USA**

#25-2197  
(114-4337)..... 1000/case



## Cervical Scraper

Our sterile 7" Ayres-type cervical scraper is made of high-impact polystyrene (PS). This dual-contour elongated model has 1 tapered end which permits reaching the endocervical area. The other end has a broad shape for sampling the exocervix.

#133013S, Cervical Scraper, PS, 7", Ayres Type, Dual Contour, Sterile, Individually Wrapped  
(424-1533)..... 500/case



## Cervex-Brush for Ectocervical and Endocervical Cell Collection

- Collection of both ectocervical and endocervical cells for Pap smears
- Detachable tip allows for use with both liquid-based and conventional cervical cytology tests
- Plastic bristles do not collect wet humid cells, allowing for easy transfer of cytological material to a glass slide or preservative fluid
- High cellular yield
- Requires only 2 full clockwise rotations

#2195  
(228-8817)..... 25/box



## Rovers Endo-Cervex Brush

With 100% Plastic Construction

- Chlamydia and gonorrhea testing
- Cellular collection for Pap smear testing
- Liquid-based Pap preparation
- Traditional slide preparation
- Adjunct sampling device
- Stiff yet flexible bristle head, detachable after collection

• All-polypropylene construction  
#2196  
(115-7200).....500/case



# Histology Equipment & Supplies



Accessioning/  
Grossing:  
Laser Cassette  
Printing



Tissue Processing



Embedding



Microtomy



Consumables



Slide Staining

Contact Your **Henry Schein** Sales Consultant



## Prefilled Formalin Specimen Container Handi Packs

Prefilled formalin Handi Packs offer a quality alternative in the transportation of pathology specimens. The unique design allows for easy transport within and between facilities. Containers are filled with 10% buffered formalin.

Advantages:

- Containers are flexible and crack-resistant
- Pressure-sensitive inner seal protects against leakage
- Lid is ribbed for easy handling
- Labels have 2 unique patient identifiers
- Handi Pack configuration reduces the time needed to pack and send containers to collection sites

#C4320-10H, 20 mL  
(582-3089)..... 192/case



## 10% Neutral Buffered Formalin

Ideal as a general-purpose fixative for all tissues. Formulation is enhanced by buffering that optimizes results for light microscopy and immunohistochemistry.

#NBF-4-G, 1 gal  
(121-4278).....4/case

#CUNBF-2.5G, 2½-gal Cube  
(121-4230)..... ea



## Buffered 10% Formalin

10% formalin solution is for use in histological applications of fixation and storage of tissue specimens. Active ingredients: formaldehyde USP 4%. pH is 6.9 to 7.1. Buffered with phosphate buffer. Not intended for use as a disinfectant.

#C4320-101, 1 gal  
(123-8156).....4/case

#C4320-105, 5 gal  
(288-0602)..... ea



## Prefilled Formalin Containers

Clarified polypropylene, wide-mouth containers are flexible, crack-resistant, and autoclavable, and allow visualization of specimens. Select sizes are available with a pressure-sensitive inner seal that protects against leakage and reduces exposure to formalin vapors. Lid is ribbed for easy handling and the clear label allows viewing of the specimen. Containers are filled with 10% buffered formalin. Product is labeled "Biohazard."

#C4320-15B, With Inner Seal  
Container Size: 30 mL/15 mL Filled  
(288-1751)..... 100/case

#C4320-180B, Without Inner Seal  
Container Size: 360 mL/180 mL Filled  
(288-1584)..... 24/case



## Prefilled Formalin Containers

These prefilled formalin containers are half-filled with a traditional 10% neutral buffered formalin fixative, used in histological applications for fixation and storage of tissue specimens. Specifically designed for safe collection and transport of various sized tissue specimens.

- Polypropylene containers with polyethylene screw caps
- 95 kPa compliant
- Inner packaging allows for easy breakdown of the cases for distribution to other labs and doctors offices
- Inner packaging made of chipboard material, safe for operating room use

#PFNBF-60, 60 mL, ½ Filled  
(119-5392).....54/case

#PFNBF-120, 120 mL, ½ Filled  
(125-8273)..... 48/case



## Formalin Filled Tite-Rite™ Containers

Polypropylene

Save time and reduce formaldehyde exposure and spills with prefilled formalin containers designed for the safe collection, preservation, transportation and storage of specimens. Produced from polypropylene and prefilled with 10% neutral buffered formalin.

- Containers have formalin warning labels with a writing area for patient information
- Tite-Rite™ containers have molded graduations and the lids are produced from polyethylene and feature an inner liner to safeguard against leakage

#6520FL, 40 mL (1.32 oz)  
(120-7084)..... 96/case

#6522FL, 60 mL (2 oz)  
(120-7083)..... 96/case



#PFNBF-240, Screw Top, 240 mL  
(443-0139).....24/case

#PFNBF-480, Screw Top, 480 mL  
(443-0141).....24/case

#PFNBF-1000, Screw Top, 1000 mL  
(443-0138).....12/case

#PFNBF-1.25G, Screw Top, 1¼ gal  
(443-0189)..... ea

#PFNBF-3840, Paint Can, 3840 mL  
(443-0140).....4/case



## Formalin, 10% Neutral Buffer (Phosphate Buffer)

A widely used fixative for processing tissues in routine histology laboratories. Used for immunohistochemistry (IHC) in clinical laboratories for paraffin-embedded tissue. Store at 77°F/25°C.

#F-10NB1G, 1 gal  
(217-0030)..... ea

#F-10NB5G, 5 gal  
(217-0161)..... ea



**Formaldehyde 37% Solution**

Store at 59°F–86°F (15°C–30°C). Do not freeze. Not intended for use as a disinfectant.

- 37% solution, USP
- HCHO FW 30.03
- Flash point: approximately 140°F (60°C)
- Meets USP specifications

#C4320, 1 gal  
(288-0600)..... 4/case



**Tissue-Tek ClearFIX®**

This high-quality, 10% neutral buffered formalin fixative is designed to provide the desirable features of buffered formaldehyde fixation, while staying in solution. ClearFIX can be used as the primary and sole fixative for any routine, immunohistochemical, or special stained specimens. It can also be used as a secondary fixative or be used on traditional tissue processors.

#5996, 1 Gallon  
(126-0985)..... 4/case

#5998, 5 Gallon  
(126-0986)..... ea



**Tissue-Tek® VIP® Fixative**

Designed to provide the desirable features of buffered formaldehyde fixation, while staying in solution when introduced to alcohol. VIP Fixative can be used as the primary and sole fixative for any routine, immunohistochemical, or special stained specimens. It can also be used as a secondary fixative or be used on traditional tissue processors.

#5989, 2½-gal Cube  
(258-0329)..... ea

#5990, 1 Gallon  
(258-0330)..... 4/case

#5991, 5-gal Cube  
(258-0331)..... ea

#5992, Spigot  
(126-0984)..... ea



**Zinc Formalin Cube With Spigot**

- Promotes excellent H & E staining and enhances IHC results
- Ideal for all tissue types
- Enhances nuclear and cytoplasmic fixation
- Noncoagulant quality of formalin
- Coagulant fixative quality provided by zinc

#CUNZF-2.5G, 2½ gal  
(443-0036)..... ea

#CUNZF-5-G, 5 gal  
(443-0037)..... ea



**Zinc Formalin (Zeus) Fixative, pH 6.25**

Excellent morphological preservation of nuclear and cytoplasmic components. Can replace neutral buffered formalin for routine tissue and immunohistochemical procedures. Best used as a primary fixative, minimizing denaturalization. Store at 25°C.

#F-Z1G, 1 gal  
(217-0160)..... ea



**Forma-Scent® Fixative**

For use in histological applications of fixation and storage of tissue specimens. Although the Forma-Scent® fixative masks formalin odor, fumes are still dangerous and should be avoided. Take caution to ensure formalin fumes are effectively removed from your work area. 5-gal size is packaged in convenient Cubitainer® container. Not intended for use as a disinfectant.

#C4319-1B, 1 gal  
(288-0599)..... 4/case

Cubitainer® is a registered trademark of Hedwin Corporation.



**Polypropylene Graduated Cylinders**

With Blue Printed Graduations

These superior-quality graduated cylinders are ideal for the safe and accurate measurement of all types of liquids. Cylinders offer a wide rim and a tapered pour spout for easy filling and pouring. The nonwetting interior surface eliminates concave menisci, providing more accurate measurements. The wide pentagonal shaped base provides stability and makes the cylinder roll-resistant. The heavy-duty plastic withstands repeated autoclaving. Switching from glass cylinders to Globe's plastic equivalents will greatly reduce breakage and the potential for injury.

#602560-1, 10 mL  
(115-3605)..... ea

#602562-1, 50 mL  
(115-3608)..... ea

#602563-1, 100 mL  
(115-3611)..... ea

#602564-1, 250 mL  
(115-3735)..... ea

#602565-1, 500 mL  
(115-3734)..... ea

602566-1, 1000 mL  
(120-8640)..... ea

#602567-1, 2000 mL  
(117-3104)..... ea



## Tissue-Tek® Accu-Edge® PathPRO™ Grossing Station

Accu-Edge® grossing stations provide the opportunity to customize a grossing station to fit a lab's specific needs. Sakura's grossing stations are built from surgical-grade stainless steel and promote standardized performance while enhancing grossing capabilities. The Accu-Edge® PathPRO™ is a superior grossing station that is equipped with both downdraft and backdraft exhaust systems, providing greater ventilation for safety. Available as an adjustable or fixed-height unit. The elevating model #0137 has the ability to elevate from 32" to 44" to accommodate all lab personnel. Model #0138 is positioned at a standard counter height of 36".

### Standard features:

- Choice of fixed or adjustable height settings
- 2 ventilation systems
- High-quality stainless-steel construction
- Vacuum breaker-protected water supply
- ½ horsepower disposal
- Polyethylene dissecting board
- Magnetic instrument holder
- Magnifier light, deck mount
- Paper towel dispenser
- Spray hose assembly
- **Optional accessories available**

#0137, Elevating Grossing Station  
(126-0739)..... ea

#0138, Fixed Grossing Station  
(126-0740)..... ea



## PathPRO™ Grossing Station & Optional Accessories

Item Code	Manuf Part No.	Item Description	Size	#0137	#0138
126-0742	0150	Camera Mount Facility	Ea	•	•
126-0743	0152	Cassette Holders	Ea	•	•
126-0746	0155	Disposal, 3/4 HP (upgrade - factory installed)	Ea	•	•
126-0747	0156	Disposal, 1 HP (upgrade - factory installed)	Ea	•	•
126-0751	0164	Eyewash Assembly (FO)	Ea	•	•
126-0754	0172	Formalin Dispense/Collection System (FO)	Ea	•	•
126-0755	0173	Formalin Dispense System only	Ea	•	•
126-0756	0174	Formalin Collection System	Ea	•	•
126-0757	0175	Forms Holder	Ea	•	•
126-0758	0176	Full Perimeter Rinse (FO)	Ea	•	•
126-0759	0177	Glove Box Holder	Ea	•	•
126-0761	0179	Infrared Control, Hands-Free, Hot/Cold Water	Ea	•	•
126-0762	0180	Infrared Control, Hands-Free, Disposal	Ea	•	•
126-0763	0181	Infrared Control, Hands-Free, Dissecting Area Rinse	Ea	•	•
126-0766	0188	Microphone on Flex Arm (FO)*	Ea	•	•
126-0767	0190	Monitor & Keyboard Stand	Ea	•	•
126-0770	0201	Ruler, Removable (FO)	Ea	•	•
126-0771	0203	Scale, Economy Grade	Ea	•	•
126-0772	0204	Scale, Digital	Ea	•	•
126-0773	0205	Seismic Anchoring Kit	Ea	•	•
126-0774	0206	Shelving/Cabinets, Stainless Steel (FO)	Ea	•	•
126-0776	0208	Splash Shield, Plexiglas	Ea	•	•
126-0779	0215	Trash Container, Ventilated (FO)	Ea	•	•
126-0780	0217	Utility Drawer (FO)	Ea	•	•
126-0781	0219	Valve, Air (FO)	Ea	•	•
126-0782	0220	Valve, Gas (FO)	Ea	•	•
126-0784	0224	Video Camera Arm	Ea	•	•
126-0786	0228	Voice-Activated Dictation	Ea	•	•
126-0787	0229	Work Area Cover, Plexiglas	Ea	•	•
126-0789	0232	X-Ray Illuminator (FO)	Ea	•	•

\*(FO) Factory Option

\* Check with manufacturing on availability before ordering.

(OPTIONS ARE BASED ON SPACE AVAILABLE)



## Tissue-Tek® Accu-Edge® Grossing Station With Hands-Free Controls

Constructed from high-quality stainless steel, this grossing station is a floor model that stands at counter height. It is equipped with a vacuum breaker-protected water supply and a duct that connects directly to the building ventilation system. Other standard features include ½-HP disposal, polyethylene dissecting board, magnetic instrument holder, dissecting area rinse, shelving, and a spray hose assembly.



### Additional standard features:

- Stainless steel construction
- Hands-free infrared controls (hot, cold, rinse, disposal)
- Exhaust duct to building
- Formalin container with spigot
- GFIC waterproof electrical receptacles
- Halogen light, flex arm
- Large sink with mixing faucet
- Recessed halogen lighting, dual
- Small specimen rinse with cold water control valve and sink rinse basket with stainless steel holder
- Spray hose assembly with hand control
- Stainless paper towel holder, C-fold

### Additional Features on #0105:

- Ability to elevate from 32" to 44" to accommodate all lab personnel
- Foot-operated disposal switch
- Foot-operated hot/cold water faucet

### Optional accessories available

- #0105, Elevating Grossing Station (126-0729)..... ea
- #0107, Non-Elevating Grossing Station (123-0731)..... ea



## Tissue-Tek® Accu-Edge® Grossing Station Without Hands-Free Controls

Constructed from high-quality stainless steel, this grossing station is a floor model that stands at counter height. It is equipped with a vacuum breaker-protected water supply and duct that connects directly to the building ventilation system. Other standard features include ½-HP disposal, polyethylene dissecting board, magnetic instrument holder, dissecting area rinse, shelving, and a spray hose assembly.

### Additional standard features:

- Stainless-steel construction
- Dissecting board, polyethylene
- Exhaust duct to building
- Foot-operated disposal switch
- Foot-operated hot/cold water
- Formalin container with spigot
- GFIC waterproof electrical receptacles
- Halogen light, flex arm
- Instrument holder, magnetic
- Large sink with mixing faucet
- Recessed halogen lighting, dual
- Small specimen rinse with cold water control valve and sink rinse basket with stainless-steel holder
- Spray hose assembly with hand control
- Stainless paper towel holder, C-fold
- Vacuum breaker protection

### Additional features on #0106

- Ability to elevate from 32" to 44" to accommodate all lab personnel
- **Optional accessories available**
- #0106, Elevating Grossing Station (126-0730)..... ea
- #0108, Non-Elevating Grossing Station (126-0732)..... ea



## Tissue-Tek® SmartWrite® Cassette Printer with AutoLoader



The SmartWrite® features thermal-transfer printing technology that is noise- and fume-free, print that is resistant to histological chemicals, and a robotic feed that allows jam-free cassette printing every 7½ seconds. The printer also enables high-resolution and high-content barcode and alphanumeric printing up to 300 dpi. The SmartWrite software and drivers provide compatibility with unidirectional and bidirectional LIS integration. The printer has been optimized for color or black printing on Tissue-Tek Stacked Uni-Cassette standard and biopsy cassettes.

### Features:

- On-demand and batch printing
- Color and black printing options
- 300-dpi print quality
- Thermal transfer printing
- 4,300 black prints at 8 cassettes per minute

- #9020, SmartWrite Printer (126-1127)..... ea
- #9025, SmartWrite Printer Software (126-1131)..... ea
- #9026, Control PC with Touch Screen (Optional) (258-0375)..... ea
- #9024, 2-D Barcode Scanner and Stand (258-0374)..... ea



## Tissue-Tek® SmartWrite® Cassette Printer



Features thermal transfer on-demand printing technology that is noise-free, and print that is resistant to histological chemicals. The manual cassette-loading printer also enables high-resolution and high-content barcode and alphanumeric printing up to 300 dpi. The printer has been optimized for color or black printing on the Tissue-Tek Uni-Cassette® standard and biopsy cassettes.

### Features:

- On-demand printing
- Color and black printing options
- 300-dpi print quality
- Thermal transfer printing

- #9022, SmartWrite® Cassette Printer (126-1129)..... ea
- #9024, 2-D Barcode Scanner and Stand (258-0374)..... ea
- #9025, SmartWrite Printer Software (126-1131)..... ea
- #9026, Control PC with Touch Screen (Optional) (258-0375)..... ea



## Tissue-Tek® Accu-Edge® Dissecting Scalpels

Feature replaceable blades firmly secured in a single heat- and chemical-resistant handle. The curved and pointed blades are designed 0.2 mm thicker than other brands to help resist bending under cutting pressure. The result: improved cutting accuracy for consistent results. The scalpel handle and disposable blades provide pathologists with an extremely sharp, disposable blade system. Sterile, stainless-steel, disposable scalpel blades can be supplied with curved or pointed tip. When used with the Tissue-Tek® Accu-Edge® Grossing Board, this scalpel is easily inserted between two rails, enabling standardized grossing at specified thicknesses.

- #4791, Dissecting Scalpel Handle  
(258-0294)..... ea
- #4792, Dissecting Scalpel Blades #61, Curved Tip  
(258-0295)..... 20/case
- #4793, Dissecting Scalpel Blades #62, Pointed Tip  
(258-0296)..... 20/case



## Tissue-Tek® Accu-Edge® Trimming Knife Series

The Trimming Knife Series features 2 sturdy handles designed to hold your choice of 2 blade lengths. These specially designed handles and blades provide an extremely sharp knife for a wide variety of grossing requirements. Advanced design enables quick, easy blade removal and replacement.

- #4785, Trimming Blade, Short, 5"  
(258-0290)..... 50/case
- #4786, Trimming Knife Handle, Short, Straight  
(258-0291)..... ea
- #4789, Trimming Blade, Long, 10"  
(258-0292)..... 50/case
- #4790, Trimming Handle, Long, Straight  
(258-0293)..... ea



## Tissue-Tek® Accu-Edge® Replaceable Blade Scissors

Features 3 disposable, easy-to-replace, extremely sharp blades (Sharp/Sharp, Sharp/Blunt, and Blunt/Blunt) for a wide variety of grossing applications.

- #4794, Scissors  
(258-0297)..... ea
- #4795, Blade, Sharp/Sharp  
(258-0298)..... 5/case
- #4796, Blade, Sharp/Blunt  
(258-0299)..... 5/case
- #4797, Blade, Blunt/Blunt  
(258-0301)..... 5/case



## Tissue-Tek® Accu-Edge® Autopsy Knife Series

The Autopsy Knife Series offers a chemical-resistant and heat-resistant resin handle that accommodates 3 blade sizes. Extremely sharp autopsy blades are manufactured from quality, durable stainless steel. Blades, available in 3 sizes, are interchangeable with the autoclavable plastic handle.

- #4781, Knife Handle  
(126-0929)..... ea
- #4782, Blade, 100 mm  
(126-0930)..... 5/case
- #4783, Blade, 170 mm  
(258-0289)..... 5/case
- #4784, Brain Blade, 325 mm  
(126-0931)..... 5/case



## Tissue-Tek® Accu-Edge® Grossing Tools



Grossing forks are designed for hollow organs or specimens with layers and are available in 3 sizes: 1.5 mm, 2 mm, and 2.5 mm. Each fork has 2 sets of tines—the distance between the tines determines the size of the fork. Grossing forks hold the tissue in place while sliding a trimming or scalpel blade against the outer surfaces of the fork, resulting in a section of the desired thickness between the tines.

Grossing board with adjustable well accommodates a wide range of tissue types, leaving you just a few steps away from the perfect sample.

- Calibrate the well at the required depth
- Position the tissue in the well
- Place the tamper on the tissue
- Gross at the desired thickness
- #4800, Grossing Board  
(126-0932)..... ea
- #4802, Grossing Well  
(126-0933)..... ea
- #4803, 1.5-mm Grossing Fork  
(258-0302)..... ea
- #4804, 2-mm Grossing Fork  
(126-0934)..... ea
- #4807, 2.5-mm Grossing Fork  
(126-0935)..... ea
- #4814, Cleaning Brush  
(126-0936)..... 10/pkg
- #4846, Tamper Set  
(126-0937)..... 2/pkg
- #4847, Gauge Set  
(126-0938)..... 4/pkg
- #4848, Grossing Wells, Left-Handed  
(126-0939)..... ea



## SHURCut™ Polyvinyl Chloride (PVC) Dissecting Boards

Self-sealing durable PVC surfaces prevent blade damage due to the soft nature of the plastic, and any knife marks are minimal due to the plastic's rejuvenating properties. Contaminated surfaces can be sterilized by conventional sterilization methods. Translucent White, reusable.



## Autopsy Knives



Ridged stainless-steel blade stays sharp and won't rust. SHURGrip™ textured handle molds to your hand and reduces slipping. Autopsy knives are designed with a hard, ridged blade to reduce flexing, and have a finely sharpened edge for precise cutting. The stainless-steel material resists dulling and prevents nicks and rust. Available in 5 different sizes as well as in sets.

- #AK-A, Assorted  
(217-0092)..... 10/pkg  
Contains: 5 different knives per pkg, 2 pkg per case.
- #AK-B, Brain (B), 300 mm  
(217-0093)..... 10/pkg
- #AK-C, Cartilage (C), 100 mm  
(217-0094)..... 10/pkg
- #AK-L, Lung (L), 250 mm  
(217-0095)..... 10/pkg
- #AK-M, Macro (M), 200 mm  
(217-0096)..... 10/pkg
- #AK-T, Trimming (T) 150 mm  
(217-0097)..... 10/pkg




## SHURCut™ HDPE Dissecting Boards



These high-density, reusable polyethylene boards resist swelling, warping, or cracking and are chemical and stain resistant. White background provides ideal photographic contrast. Rubber feet prevent slippage on work surfaces and facilitate lifting and moving. Radiused edges and drain trough ½" from edges provide excellent spill containment and user comfort. White HDPE.

- #SC-HDPE-1, Dissecting Board, 12" x 18" x ½"  
(217-0226)..... ea
- #SC-HDPE-1DH, Dissecting Board, 12" x 18" x ½".  
With drain holes conveniently located in the trough for draining of excess formalin.  
(217-0227)..... ea
- #SC-HDPE-2, Dissecting Board, 18" x 24" x ½"  
(217-0228)..... ea
- #SC-HDPE-2DH, Dissecting Board, 18" x 24" x ½".  
With drain holes conveniently located in the trough for draining of excess formalin.  
(217-0229)..... ea

- #SC-PVC-1,  
8.5" x 12" x 0.12"  
(217-0230)..... ea
- #SC-PVC-2, 12" x 18" x 0.12"  
(217-0231)..... ea
- #SC-PVC-3, 18" x 24" x 0.12"  
(217-0232)..... ea
- #SC-PVC-4, 24" x 36" x 0.12"  
(217-0233)..... ea









## Tissue-Tek® FormaGO® Formalin Absorption Pads

These sturdy and durable grossing pads with liner protect laboratory personnel by absorbing 18% more formalin during grossing. They are now available in 3 sizes to help prevent specimen cross contamination between cases.

#9155, Small, 2" x 3"  
(124-9027)..... 1000/case  
Contains: 10 bags with each 100 pads.

#9156, Medium, 5½" x 8½"  
(124-9029)..... 200/case  
Contains: 10 bags with each 20 pads.

#9157, Large, 5½" x 8½"  
(124-9030)..... 100/case  
Contains: 10 bags with each 10 pads.



## FormaPad™

Designed for formalin absorption while grossing.

- Provides an excellent grossing surface
- Specially designed to prevent dulling of blades
- Pads absorb formalin and glutaraldehyde, as well as neutralize hazardous vapors
- 25 pads per pkg, 4 pkg per case

#ES86672, 8" x 11"  
(119-6979)..... 100/case


#ES86673, 11" x 15"  
(119-6978)..... 100/case



## Biopsy Bags

#4223, Small, 3 cm x 5 cm  
(258-0254)..... 1000/case

#4224, 4.5 cm x 6.5 cm  
(258-0255)..... 1000/case



## Simport Biopsy Foam Pads

Used to hold biopsies in place and prevent them from being lost during processing. Specially formulated foam is always verified for consistency throughout to achieve optimum solvent flow. Biopsy samples are sandwiched between two foam pads and placed either in tissue capsules or cassettes with metal or plastic lids. Resists temperatures from -40°C to 121°C. For use with cassettes.

• Made in the USA  
(120-6138)..... 1000/case



## Biopsy Cassette Foam Pads

Perforated biopsy foam pad allows maximum fluid transfer during processing while holding tissue in place. Pads made from solvent/reagent resistant material. For SHURMark® and SHURTrack™ cassettes. Textured, blue.

#BF-P  
(120-9512)..... 1000/case



## Biopsy Paper

Specifically designed for processing biopsy specimens. Nonabsorbent mesh allows fluids to flow through cassette freely while containing small tissue fragments.

#BP-W, 500/pkg; 10 pkg/case  
(114-1482)..... 5000/case



## Securline® Lab Markers

Our special-purpose writing instrument is designed to write on moist surfaces as easily as it writes on dry surfaces. Use on dry, wet, or cold plastic, glass, metal, and porcelain surfaces, such as petri dishes and flasks. Black quick-dry ink is designed not to bleed when subjected to water or alcohol during normal use. Can be washed off reusable surfaces, allowing surfaces to be marked repeatedly.

#P1220-10, Black  
(288-1604)..... 10/box

Securline® is a registered trademark of Precision Dynamics Corporation.



## Securline® Markers II

Our cytology/histology markers have virtually permanent ink that resists solvents, including alcohol and xylene. Markings are designed to withstand cryogenic temperatures when applied to frosted surfaces. Sturdy, fine-point nib makes thin, easy-to-read line. Use for labeling Superfrost® slides and plastic-embedding cassettes. Test before using on actual specimens.

#P1220, Black Marker  
(288-0984)..... 10/box

#P1220-5, Red Marker  
(288-0985)..... 10/box

Securline® is a registered trademark of Aspen Surgical Products, Inc.  
Superfrost® is a registered trademark of Erie Scientific Company.



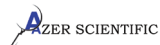
## SHURMark® Marking Pens

For cassettes and slides. Fast drying and nonsmearing. The only laboratory marking pen with priming action and a replaceable felt tip. Available in black and red.

#MP-B, Marking Pen, Black  
(120-9511)..... 60/case

#MP-R, Marking Pen, Red  
(217-0033)..... 60/case

#MP-RT, Replacement Tips  
(217-0034)..... 12/pkg



## Tissue Marking Dyes

The ideal choice for marking margins, processing multiple sections, and marking areas of interest on tissue samples.

Dyes..... ea

- Specify:
- #ESTMD-8B, Blue, 8 oz (121-4235)
  - #ESTMD-8GN, Green, 8 oz (121-4237)
  - #ESTMD-8BK, Black, 8 oz (121-4236)
  - #ESTMD-8O, Orange, 8 oz (121-4238)
  - #ESTMD-8R, Red, 8 oz (121-4239)



## TMD™ Tissue-Marking Dye

- Dries in 1–2 minutes, which decreases frozen sectioning time and increases turnaround time
- Can be used on fresh and formalin fixed tissue
- Provides high-quality opaque pigments
- Maintains brilliant color through all phases of processing
- Minimal to no dye leaching
- Offers superior adherence to tissue that will not fade in solutions
- Provides a thin coating of pigment without masking the underlying tissue
- Will not flake off or clog tubing, so automated processor is unaffected

- #TMD-BL, 8-oz Refill Bottle, Blue (121-8314).....4/case
- #TMD-G, 8-oz Refill Bottle, Green (121-8315).....4/case
- #TMD-BK, 8-oz Refill Bottle, Black (121-8312).....4/case
- #TMD-R, 8-oz Refill Bottle, Red (217-0056).....4/case
- #TMD-O, 8-oz Refill Bottle, Orange (217-0055).....4/case



## Histological Freezing Spray

For use in histology laboratories, our moisture-free and nonflammable freezing spray is used to flash-freeze tissue specimens in the cryostat, or harden difficult-to-cut tissue on the microtome during sectioning. Helps lab technicians conduct their histology work the right way, each and every time.



Additional benefits:

- Contains 10% more volume per can than most competitive offerings
- Optimal functional design: variable pressure trigger and capillary nozzle enable precise cooling or freezing of tissue and help prevent overcooling of specimen
- Does not contain any chlorofluorocarbons (CFCs) or hydrofluorocarbons (HFCs)

#CH7154, 11-oz Can (288-3139).....ea



## Tissue-Tek® Cryo3® Flex Cryostat

Produces superior sections from 1 µm to 99 µm, using a temperature-controlled blade holder and a 3D precision chuck to accurately align the block face to the blade, reducing the operator's trimming time and preserving specimens. The sturdy chuck retains its position when locked and unlocked, eliminating any time and effort spent realigning the cutting angle.

- Users can now leverage the newly developed anti-roll rake that was designed to best mimic the preferred and widely accepted "brush technique" to prevent sections from rolling, which additionally reduces the learning curve of new users, making them proficient faster
  - For the first time in the history of cryotomy, Sakura successfully integrated its advanced remote diagnostics technology platform, iSupport, into the hardware and software of the Cryo3 Flex
  - A color touch LCD screen provides a visual display of critical sectioning information such as current chamber temperature, section thickness, and trimming thickness
  - The motorized advance and retract keys allow smooth, precise orientation of the 3D precision chuck to the blade holder. The blade holder accommodates Accu-Edge high- and low-profile disposable blades
  - The Tissue-Tek Cryo3 Flex D and DM models offer innovative options like motorized sectioning, ozone disinfection, and a vacuum debris removal system. The Cryo3 Flex now uses a more efficient and patented ozone technology to safely protect operators from pathogens in between weekly decontamination requested by CAP accreditation guidelines. The combination of ozone, UV, and elevated temperatures provide unprecedented disinfection with a reduction of up to 5 logs for the SV40 virus
- #6200, Basic (125-9934).....ea
- #6201, D (125-9939).....ea
- #6202, DM (125-9935).....ea



## TFM™ Tissue-Freezing Medium



- Unique formula reduces curling and bunching at the knife for easier pickup of flat serial sections
  - Colors provide excellent contrast to white and light-colored tissue that makes differentiating multiple specimens easier
  - Great for small biopsies
  - Reduced water content minimizes freeze fracture
  - Does not cause autofluorescence
  - Easily washes away during fixation
  - Easy to rinse prior to staining and leaves no residue
- #TFM-C, Freezing Medium, 4-oz Individual Bottle, Clear (106-7137).....12/case
- #TFM-B, Freezing Medium, 4-oz Individual Bottle, Blue (122-1915).....4/case
- #TFM-G, Freezing Medium, 4-oz Individual Bottle, Green (217-0052).....4/case
- #TFM-R, Freezing Medium, 4-oz Individual Bottle, Red (217-0053).....4/case
- #TFM-Y, Freezing Medium, 4-oz Individual Bottle, Yellow (217-0054).....4/case
- #TFM-5, Embedding Matrix Kit for Frozen Sections (114-4366).....4 kits/case  
Contains: 4-oz bottles of each color (clear, red, yellow, green & blue).



## Tissue-Tek Xpress® x Series Rapid Tissue Processors

The x Series processors are the only rapid tissue processors that allow continuous processing to streamline safe tissue handling and the histology workflow. With the improved reagent system and software options, histopathology laboratories will achieve new levels of speed in processing, with an hourly throughput of up to 120 specimens. The x Series uses an innovative, low-wattage microwave technology; improved, molecular-friendly reagents, and traditional vacuum infiltration techniques to provide consistent, superior results in record time. The speed and continuous throughput of the x Series allows an even distribution of cases throughout the day, making workloads more manageable. Specimen slides now make their way to the pathologist faster than ever, enabling same-day diagnosis, drastically reducing patient stay and anxiety. The x Series eliminates the use of formalin and xylene on the processor, minimizing waste management costs. The x Series reagents are molecular friendly, preserving DNA, RNA and proteins in the paraffin block, thus eliminating the need to use fresh tissue for molecular studies. The reagents provide excellent morphology, sharp nuclear detail, and crisp cellular images equal to or better than those produced by conventional tissue processing. Compatible with special staining and immunohistochemistry methods, these reagents can often eliminate the need for antigen retrieval.

<b>Standardized Processing in Record Time (126-1084)</b> .....	ea
#7115, Pre-Processing Solution, 4 x 3.8 Liter (258-0353).....	4/case
#7760, Xpress® x50 Reagent Set (258-0357).....	2/case
#6160, Activated Carbon Filter (258-0339).....	2/case
(126-1083).....	ea
#7115, Pre-Processing Solution, 4 x 3.8 Liter (258-0353).....	4/case
#7730, Xpress® x120 Reagent Set (258-0356).....	4/case
#7103, 40-Cassette Basket with Handle and Lid (126-1074).....	ea
#7104, 40-Cassette Basket Lid (126-1075).....	ea
#7106, Tray Liners (126-1076).....	100/pkg
#7107, Activated Carbon Filter for x120 (258-0352).....	2/case
#7108, Loading Station Container with Lid (126-1077).....	ea
#7109, Basket Transportation Tray (126-1078).....	5/case



### RTP™/RTPH™-300 Rapid Tissue Processors

This series ensures all of your specimens receive optimal processing in order to deliver the best possible care. They enable your lab to deliver increased productivity, advanced specimen safety, and highly accurate results.

#### Features:

- HMI software, which displays reagent flow rate, is user-friendly, simple, and clear
- 18 processing programs (fast and overnight)
- Reverse processing special program/clean program
- Purge programs: 1 standard and 3 customizable
- 2 charcoal filters that are easy and safe to handle and replace
- RHE™ device (RTPH™ model only) safely heats reagents when traveling to the process chamber
- Data backup on USB port

#RTP-300, RTP™-300 Rapid Tissue Processor (217-0087).....	ea
#RTPH-300, RTPH™-300 Rapid Tissue Processor with Rapid Heat Exchange (217-0085).....	ea



### RTP™/RTPH™-360 Rapid Tissue Processors

Capable of processing up to 360 small biopsies safely in 40 minutes, the RTP™ series is the safest and most cost-effective answer for conducting the fastest biopsy and overnight tissue processing needed in every histology laboratory. The RTP tissue processors utilize advanced technologies designed for the needs of today's lab, where increased reliability, efficiency, throughput, accuracy, and safety are all critical factors for delivering the highest quality care to your patients.

#### Features:

- 18 processing programs (fast and overnight)
- 360-sample capacity
- 18" touch-screen operator control
- 3 reagent-level sensors
- Reverse-processing special program/clean program
- Factory-prefilled reagent bottles
- Fumes charcoal filter
- Data backup on USB port

#RTP-360, RTP™-360 Rapid Tissue Processor (217-0086).....	ea
#RTPH-360, RTPH™-360 Rapid Tissue Processor with Rapid Heat Exchange (217-0084).....	ea



### Tissue-Tek VIP® 6 AI

**Advanced infiltration**—Using advanced infiltration methods, the Tissue-Tek VIP® 6 AI was designed to provide high-quality tissue processing results for all tissue types, including fatty tissues. The Tissue-Tek VIP® 6 AI is the first and only tissue processor on the market capable of automatically mixing specified reagents onboard to create mixed solutions, providing advanced infiltration of fatty tissues by enhancing dehydration and defatting without extending protocol times.


**Tissue safety**—The Solution Manager of the Tissue-Tek VIP® 6 AI monitors reagent levels during operation for safe and worry-free processing.

**Reliability**—Tek VIP 6 AI arrives compatible with Tissue-Tek® iSupport™, Sakura's advanced remote diagnostics technology platform. Meeting the high-level security standards of today's laboratories' IT infrastructures, the secure remote service ensures maximum uptime through fast reaction to instrument alerts by Sakura's professional technical support team.

**Convenience**—The Tissue-Tek VIP® 6 AI also delivers strongly on user convenience. Providing in-process automatic solution transfer of 2 reagents and the paraffin, manual maintenance is significantly reduced, saving both time and money. #6040 (126-3612)..... ea



# EMBEDDING CASSETTES



## Biopsy Cassettes

The efficient flow-through slots maximize fluid exchange and ensure proper drainage. The one-piece integral lid eliminates the need for separate steel lids. The snap-latch and hinge-lock design prevent early separation of base and lid and allow for one-handed operation. Anterior writing area is at a 35° angle.

Cassettes.....	1500/case
Specify:	
#CH50612A, Aqua	(777-2045)
#CH5066B, Blue	(777-2050)
#CH5064G, Green	(777-2048)
#CH50610L, Lilac	(593-9999)
#CH50611O, Orange	(681-4050)
#CH5063P, Pink	(777-2047)
#CH5068T, Tan	(777-2053)
#CH5062, White	(777-2046)
#CH5065Y, Yellow	(777-2049)



## Histo-Tek® Standard Cassettes with Detached Lids

Histo-Tek® cassettes offer your lab a secure, efficient, and economical solution for tissue processing. Sure-locking lids and closure guides prevent premature separation of lid and base during processing. Plastic disposable lids, easily removable with a twist, eliminate the need for cleaning. Cassettes are resistant to solvent and decalcifying solutions, and have unlimited applications, including identifying surgical specimens from autopsies, STAT biopsies, and frozen sections.

Standard Cassettes.....	500/case
Specify:	
#9340, Blue	(258-0394)
#9341, Gray	(126-1140)
#9342, Green	(126-1141)
#9343, Lilac	(126-1142)
#9344, Orange	(126-1143)
#9345, Pink	(126-1144)
#9346, Tan	(126-1145)
#9347, White	(258-0395)
#9348, Yellow	(126-1146)



## Histo-Tek® Biopsy Cassettes with Detached Lids

Biopsy cassettes feature 1-mm pores instead of slots, eliminating the need to wrap most small specimens and greatly reducing the risk of specimen loss.

Biopsy Cassettes.....	500/case
Specify:	
#9350, Blue	(126-1147)
#9351, Gray	(126-1148)
#9352, Green	(126-1149)
#9353, Lilac	(126-1150)
#9354, Orange	(126-1151)
#9355, Pink	(126-1152)
#9356, Tan	(126-1153)
#9357, White	(258-0396)
#9358, Yellow	(258-0397)



## Processing Cassettes

Cassettes are one piece, with frangible hinges for easy lid removal, a 45° writing surface, and a secure latch closure.

Cassettes.....	1000/case
Specify:	
#CH39LC3, Aqua	(588-4245)
#CH39LC2, Blue	(588-4244)
#CH39LC8, Gold	(588-4252)
#CH39LC11, Gray	(588-4243)
#CH39LC4, Green	(588-4248)
#CH39LC5, Lilac	(588-4249)
#CH39LC7, Orange	(588-4251)
#CH39LC6, Pink	(588-4250)
#CH39LC10, Tan	(588-4242)
#CH39LC1, White	(588-4241)
#CH39LC9, Yellow	(588-4253)



## Histo-Tek® Standard Cassettes with Attached Lids

Histo-Tek Cassettes offer your lab a secure, efficient, and economical solution for tissue processing. Sure-locking lids and closure guides prevent premature separation of lid and base during processing. Plastic disposable lids, easily removable with a twist, eliminate the need for cleaning. Cassettes are resistant to solvent and decalcifying solutions, and have unlimited applications, including identifying surgical specimens from autopsies, STAT biopsies, and frozen sections.

Standard Cassettes.....	1000/case
Specify:	
#9220, Aqua	(258-0379)
#9221, Blue	(258-0380)
#9222, Gold	(258-0381)
#9223, Green	(258-0382)
#9224, Lilac	(258-0383)
#9225, Orange	(258-0384)
#9226, Pink	(258-0385)
#9227, Red	(126-1137)
#9228, Tan	(126-1138)
#9229, White	(258-0386)
#9230, Yellow	(258-0387)



## Histo-Tek® Biopsy Cassettes with Attached Lids

Biopsy cassettes feature 1-mm pores instead of slots, eliminating the need to wrap most small specimens and greatly reducing the risk of specimen loss.


Biopsy Cassettes.....	1000/case
Specify:	
#9233, Blue	(258-0388)
#9234, Gray	(258-0389)
#9235, Green	(258-0390)
#9236, Orange	(258-0391)
#9237, Red	(126-1139)
#9238, White	(258-0392)
#9239, Yellow	(258-0393)



## Embedding Cassettes

Cassettes are suitable for holding and identifying tissue samples in processing, embedding, and sectioning procedures. These cassettes are designed to accept standard metal lids (#CH481). The slanted writing surface accepts markings easily.

Cassettes.....	1500/case
Specify:	
#CH4806B, Blue	(593-9998)
#CH4804G, Green	(588-4256)
#CH4803P, Pink	(588-4255)
#CH4802W, White	(588-4254)
#CH4805Y, Yellow	(588-4258)



## Tissue-Tek® Processing/Embedding Stacked Cassettes

For Tissue-Tek® AutoWrite® cassette printer only.

Cassettes.....	400/case
Specify:	
#8125, Tan	(126-1109)
#8126, Orange	(126-1110)
#8127, Lilac	(126-1111)
#8128, Gold	(126-1112)
#8129, Aqua	(126-1113)
#8179, Yellow	(126-1116)
#8182, Pink	(126-1118)
#8183, Green	(126-1119)
#8184, Blue	(126-1120)
#8187, White	(126-1121)



## Tissue-Tek® Processing/Embedding Cassettes

These coverless cassette bases without lids are designed to be used with reusable metal lids or as a support structure for the paraffin block.

- Available in 11 colors, including Clear
- Cassettes are designed for maximum fluid exchange during processing

Processing/Embedding Cassettes.....	1500/case
Specify:	
#4125, Tan	(126-0871)
#4126, Orange	(126-0872)
#4127, Lilac	(258-0222)
#4128, Gold	(126-0873)
#4129, Aqua	(258-0223)
#4179, Yellow	(126-0894)
#4182, Pink	(258-0248)
#4183, Green	(126-0897)
#4184, Blue	(258-0249)
#4187, White	(258-0250)
#4191, Clear	(126-0899)
#4189, Cassettes, White, with 1 Storage Cabinet	(258-0251)..... 1500/case
#4190, Cassettes, Clear, with 1 Storage Cabinet	(126-0898)..... 1500/case
#4194, Cassette Cover	(258-0253)..... 25/case



## Tissue-Tek® Uni-Cassette® Biopsy Stacked Cassettes

For Tissue-Tek® SmartWrite® and Tissue-Tek® AutoWrite® cassette printers.

Cassettes.....	400/case
Specify:	
#8045, Red	(258-0360)
#8086, White	(126-1102)
#8087, Blue	(126-1103)
#8088, Yellow	(126-1104)
#8090, Orange	(126-1105)
#8172, Gray	(126-1115)
#8174, Green	(258-0372)



## Tissue-Tek® Paraform® Sectionable Cassette System

The Sectionable Cassette System is used in conjunction with the fully automated Tissue-Tek Xpress x Series (tissue processing) and Tissue-Tek AutoTEC a120 (tissue embedding) to provide complete and secure tissue processing from grossing to embedding. Using this unique system, specimen orientation is locked for all tissue types from grossing to microtomy, maximizing productivity.

- The 6 innovative cassettes provide a unique environment for accurate tissue orientation: Biopsy 13 mm x 13 mm, Standard, Biopsy, Shaved, Orientation, and Core
- Allows for minimal tissue handling, because no further tissue manipulation is required once the tissue is oriented in the cassette at the grossing station
- The Paraform Cassettes can be easily faced by Sakura or other manufacturers' microtome blades

#7015, Cassette Tamper (126-1038).....	ea
#7019, 13 mm x 13 mm Biopsy Cassette (126-1039).....	500/case
#7020, Biopsy Cassette (126-1040).....	500/case
#7021, Standard Cassette (126-1041).....	500/case
#7022, Orientation Cassette (126-1042).....	500/case
#7023, Shaved Biopsy Cassette (126-1043).....	500/case
#7024, Core Biopsy Cassette (126-1044).....	500/case
Paraform® Frames.....	500/case

Specify:	
#7030, Aqua	(126-1045)
#7031, Blue	(126-1046)
#7032, Gray	(126-1047)
#7033, Gold	(126-1048)
#7034, Green	(126-1049)
#7035, Lilac	(126-1050)
#7036, Orange	(126-1051)
#7037, Pink	(126-1052)
#7038, Red	(126-1053)
#7039, Tan	(126-1054)
#7040, White	(126-1055)
#7041, Yellow	(126-1056)



## Tissue-Tek® Uni-Cassette® Biopsy Cassette System

Tissue-Tek Uni-Cassettes feature a snap-latch and hinge-lock cover to prevent the premature separation of lid and base during the processing of small biopsy specimens.

- Biopsy cassettes have 1-mm pores, which eliminates the need to wrap small specimens
- Uni-Cassettes come in 2 sizes of writing surface and can be printed on with the Tissue-Tek® AutoWrite®, Tissue-Tek® SmartWrite®, and most cassette printers

Uni-Cassettes.....	500/case
Specify:	
#4045, Red	(126-0853)
#4086, White	(258-0208)
#4087, Blue	(258-0209)
#4088, Yellow	(258-0210)
#4090, Orange	(258-0211)
#4172, Gray	(258-0245)
#4174, Green	(258-0247)



## Tissue-Tek® Uni-Cassette® Stacked Cassettes

For Tissue-Tek® SmartWrite® and Tissue-Tek® AutoWrite® cassette printers.

Cassettes.....	400/case
Specify:	
#8117, Orange	(258-0362)
#8118, Lilac	(258-0363)
#8119, Gold	(126-1106)
#8120, Aqua	(126-1108)
#8135, Red	(126-1114)
#8153, Tan	(258-0364)
#8154, Yellow	(258-0366)
#8155, Pink	(258-0367)
#8156, Green	(258-0368)
#8157, Blue	(258-0369)
#8170, White	(258-0371)
#8180, Gray	(126-1117)



## Tissue-Tek® Paraform® Stacked Frames

For Tissue-Tek® AutoWrite® cassette printer only. Paraform® Stacked Frames..... 400/case

Specify:	
#7070, Aqua	(126-1061)
#7071, Blue	(126-1062)
#7072, Gray	(126-1064)
#7073, Gold	(126-1065)
#7074, Green	(126-1066)
#7075, Lilac	(126-1067)
#7076, Orange	(126-1068)
#7077, Pink	(126-1069)
#7078, Red	(126-1070)
#7079, Tan	(126-1071)
#7080, White	(126-1072)
#7081, Yellow	(126-1073)



## Tissue-Tek® Uni-Cassette® System

The Uni-Cassette system provides specimen identification and security from the grossing station to the paraffin block.

- Designed for maximum fluid exchange during processing
- Contains a base and an attached lid that is easily removed
- Made of a plastic that resists chemicals, including solvents and decalcifying solutions. Uni-Cassettes come in 2 sizes of writing surface and can be printed on with the Tissue-Tek® AutoWrite®, Tissue-Tek® SmartWrite®, and most cassette printers

Uni-Cassettes.....	500/case
Specify:	
#4117-01, Orange	(126-0860)
#4118-01, Lilac	(258-0214)
#4119-01, Gold	(126-0864)
#4120-01, Aqua	(258-0218)
#4135-01, Red	(126-0877)
#4153-01, Tan	(126-0879)
#4154-01, Yellow	(126-0881)
#4155-01, Pink	(258-0229)
#4156-01, Green	(258-0231)
#4157-01, Blue	(258-0234)
#4170-02, White	(258-0244)
#4180-01, Gray	(126-0895)

Uni-Cassettes with Large Writing Surface.....	500/case
Specify:	
#4117-02, Orange	(258-0213)
#4118-02, Lilac	(258-0215)
#4119-02, Gold	(258-0217)
#4120-02, Aqua	(258-0219)
#4135-02, Red	(126-0878)
#4153-02, Tan	(258-0227)
#4154-02, Yellow	(126-0882)
#4155-02, Pink	(258-0230)
#4156-02, Green	(258-0232)
#4157-02, Blue	(258-0235)
#4170-01, White	(126-0890)
#4180-02, Gray	(126-0896)
#4171-01, Uni-Cassettes, White, with 1 Storage Cabinet (126-0892).....	500/case
#4171-02, Uni-Cassettes, White, with 1 Storage Cabinet and Large Writing Surface (126-0893).....	500/case




## Tissue-Tek® Mega-Cassette™ System

The Mega-Cassette System (size: 40 mm x 25 mm x 10 mm) is designed to provide specimen identification and security, from the grossing bench to the permanent paraffin block. Suitable for larger tissue samples, thanks to the 10-mm depth, each cassette system is optimized for maximum fluid exchange during the processing cycle. When utilized with appropriately sized base molds, the cassette becomes the supporting structure of the paraffin block during embedding. Cassettes come with an attached lid.

#4173, Mega-Cassette (258-0246).....	750/case
#4166, Mega-Cassette™ Base Mold (258-0241).....	6/case

# EMBEDDING CASSETTES



## SHURMark® Cassettes with Attached Lids, Bulk Packaging

For biopsy. 1000 per bag, 3 bags per case.

Cassettes..... 3000/case

Specify:

#SM-BCBL-A, Aqua	(217-0270)
#SM-BCBL-B, Blue	(217-0271)
#SM-BCBL-G, Green	(217-0272)
#SM-BCBL-GY, Gray	(217-0273)
#SM-BCBL-L, Lilac	(217-0274)
#SM-BCBL-P, Pink	(217-0275)
#SM-BCBL-PE, Peach	(217-0276)
#SM-BCBL-T, Tan	(217-0277)
#SM-BCBL-W, White	(217-0278)
#SM-BCBL-Y, Yellow	(217-0279)



## SHURTrack™ Cassettes with Detached Lids, Bulk Packaging

Regular. 3000 lids and bases per case.

Cassettes..... 3000/case

Specify:

#PPC-BLK-A, Aqua	(217-0173)
#PPC-BLK-B, Blue	(217-0174)
#PPC-BLK-G, Green	(217-0175)
#PPC-BLK-GY, Gray	(217-0176)
#PPC-BLK-L, Lilac	(217-0177)
#PPC-BLK-P, Pink	(217-0178)
#PPC-BLK-PE, Peach	(217-0179)
#PPC-BLK-T, Tan	(217-0180)
#PPC-BLK-W, White	(217-0181)
#PPC-BLK-Y, Yellow	(217-0182)



## SHURMark® Cassettes with Attached Lids and Taped Sleeves

For Leica and Sakura Labelers

For biopsy. 40 cassettes per sleeve, 5 sleeves per pkg, 5 pkg per case.

Cassettes..... 1000/case

Specify:

#SM-BCSL-A, Aqua	(217-0290)
#SM-BCSL-B, Blue	(217-0291)
#SM-BCSL-G, Green	(217-0292)
#SM-BCSL-GY, Gray	(217-0293)
#SM-BCSL-L, Lilac	(217-0294)
#SM-BCSL-P, Pink	(217-0295)
#SM-BCSL-PE, Peach	(217-0296)
#SM-BCSL-T, Tan	(217-0297)
#SM-BCSL-W, White	(217-0298)
#SM-BCSL-Y, Yellow	(217-0299)




## SHURTrack™ Cassettes with Detached Lids, Bulk Packaging

For biopsy. 3000 lids and bases per case.

Cassettes..... 3000/case

Specify:

#BC-BLK-A, Aqua	(217-0104)
#BC-BLK-B, Blue	(217-0105)
#BC-BLK-G, Green	(217-0106)
#BC-BLK-GY, Gray	(217-0107)
#BC-BLK-L, Lilac	(217-0108)
#BC-BLK-P, Pink	(217-0109)
#BC-BLK-PE, Peach	(217-0110)
#BC-BLK-T, Tan	(217-0111)
#BC-BLK-W, White	(217-0112)
#BC-BLK-Y, Yellow	(217-0113)




## SHURMark® Cassettes with Attached Lids, Bulk Packaging

Regular. 1000 per bag, 3 bags per case.

Cassettes..... 3000/case

Specify:

#SM-PCBL-A, Aqua	(217-0393)
#SM-PCBL-B, Blue	(217-0394)
#SM-PCBL-G, Green	(217-0395)
#SM-PCBL-GY, Gray	(217-0396)
#SM-PCBL-L, Lilac	(217-0397)
#SM-PCBL-P, Pink	(217-0398)
#SM-PCBL-PE, Peach	(217-0399)
#SM-PCBL-T, Tan	(217-0400)
#SM-PCBL-W, White	(217-0401)
#SM-PCBL-Y, Yellow	(217-0402)



## SHURMark® Cassettes with Attached Lids and Taped Sleeves

For Leica and Sakura Labelers

Regular. 4 cassettes per sleeve, 5 sleeves per pkg, 5 pkg per case.

Cassettes..... 1000/case

Specify:

#SM-PCSL-A, Aqua	(217-0413)
#SM-PCSL-B, Blue	(217-0414)
#SM-PCSL-G, Green	(217-0415)
#SM-PCSL-GY, Gray	(217-0416)
#SM-PCSL-L, Lilac	(217-0417)
#SM-PCSL-P, Pink	(217-0418)
#SM-PCSL-PE, Peach	(217-0419)
#SM-PCSL-T, Tan	(217-0420)
#SM-PCSL-W, White	(217-0421)
#SM-PCSL-Y, Yellow	(217-0422)



## SHURTrack™ Tissue-Embedding Cassettes for Biopsy in Taped Sleeves

For Use with SHURMark® & R.A. Lamb Labelers

Cassettes for biopsy are available in taped sleeves. Prepackaged cassette sleeves are designed for direct insertion into SHURMark dispensing hoppers. With detached lids. 50 cassettes per sleeve, 20 sleeves per case.

Cassettes..... 1000/case

Specify:

#SM-BCTS-W, White	(217-0041)
#SM-BCTS-A, Aqua	(116-0451)
#SM-BCTS-Y, Yellow	(217-0042)
#SM-BCTS-B, Blue	(217-0300)
#SM-BCTS-G, Green	(217-0301)
#SM-BCTS-GY, Gray	(217-0302)
#SM-BCTS-P, Pink	(217-0303)
#SM-BCTS-PE, Peach	(217-0040)
#SM-BCTS-T, Tan	(217-0304)
#SM-BCTS-L, Lilac	(217-0039)



## SHURTrack™ Regular Tissue-Embedding Cassettes in Taped Sleeves

For use with SHURMark® & R.A. Lamb Labelers

Regular cassettes are available in taped sleeves. Prepackaged cassette sleeves are designed for direct insertion into SHURMark dispensing hoppers. With detached lids. 50 cassettes per sleeve, 20 sleeves per case.

Cassettes..... 1000/case

Specify:

#SM-PCTS-W, White	(217-0045)
#SM-PCTS-A, Aqua	(217-0423)
#SM-PCTS-B, Blue	(217-0424)
#SM-PCTS-G, Green	(217-0425)
#SM-PCTS-GY, Gray	(217-0426)
#SM-PCTS-L, Lilac	(217-0427)
#SM-PCTS-P, Pink	(217-0428)
#SM-PCTS-PE, Peach	(217-0429)
#SM-PCTS-T, Tan	(217-0430)
#SM-PCTS-Y, Yellow	(217-0431)



## SHURTrack™ Cassettes with Detached Lids, Dispenser Box Packaging

Regular, 500 per box, 2 boxes per case.

#SM-PPC-B, Blue

(217-0046)..... 1000/case

#SM-PPC-G, Green

(217-0047)..... 1000/case

#SM-PPC-P, Pink

(217-0048)..... 1000/case

#SM-PPC-A, Aqua

(217-0432)..... 1000/case

#SM-PPC-GY, Gray

(217-0433)..... 1000/case

#SM-PPC-L, Lilac

(217-0434)..... 1000/case

#SM-PPC-PE, Peach

(217-0435)..... 1000/case

#SM-PPC-T, Tan


(217-0436)..... 1000/case

#SM-PPC-W, White

(217-0437)..... 1000/case

#SM-PPC-Y, Yellow


(217-0438)..... 1000/case



## Simport Micromesh™ Biopsy Processing/Embedding Cassettes

This version of the Micromesh™ offers 1676 square openings (0.38 mm), allowing for a greatly improved fluid exchange without having to use biopsy pads. Large anterior and posterior slots in both cassette and cover ensure that the Micromesh™ biopsy cassette will sink rapidly. A large square compartment measuring 27 mm is perfect even for needle biopsies. The cover does not protrude above the cassette, a great space-saving feature allowing more cassettes to be stacked in automatic labeling machines and tissue processors.


Cassettes.....	1000/case
Specify:	
#M507-10, Lilac	(115-1733)
#M507-11, Orange	(115-1734)
#M507-12, Aqua	(115-1735)
#M507-2, White	(115-1736)
#M507-3, Pink	(115-1737)
#M507-4, Green	(115-1738)
#M507-5, Yellow	(115-1739)
#M507-6, Blue	(109-7544)
#M507-7, Peach	(115-1740)
#M507-8, Tan	(115-1741)
#M507-9, Gray	(115-1742)



## Simport Unisette™ Tissue Processing/Embedding Cassettes

Molded from a special high-density polymer, these cassettes keep specimens safely submerged in liquid and are totally resistant to the chemical action of histological solvents. The efficient flow-through slots maximize fluid exchange and ensure proper drainage. The one-piece integral lid eliminates the need for separate steel lids. The snap-latch and hinge-lock design of the Unisette™ prevents early separation of base and lid and allows for one-hand operation. Lids can be opened and closed as often as necessary and always relock securely without danger of specimen loss. Large labeling areas are located on 2 sides of the cassettes. Anterior writing area is at a 35° angle.

Cassettes.....	1500/case
Specify:	
#M505-10, Lilac	(115-1709)
#M505-11, Orange	(115-1710)
#M505-12, Aqua	(115-1711)
#M505-2, White	(115-1712)
#M505-3, Pink	(115-1713)
#M505-4, Green	(115-1714)
#M505-5, Yellow	(115-1717)
#M505-6, Blue	(115-1718)
#M505-7, Peach	(115-1719)
#M505-8, Tan	(115-1720)
#M505-9, Gray	(115-1721)



## Simport Unisette™ Biopsy Processing/Embedding Cassettes

Molded from a special high-density polymer, these cassettes keep specimens safely submerged in liquid and are totally resistant to the chemical action of histological solvents. The efficient flow-through slots maximize fluid exchange and ensure proper drainage. The one-piece integral lid eliminates the need for separate steel lids. The snap-latch and hinge-lock design of the Unisette™ prevents early separation of base and lid and allows for one-hand operation. Lids can be opened and closed as often as necessary and always relock securely without danger of specimen loss. Large labeling areas are located on two sides of the cassettes. Anterior writing area is at a 35° angle. Specially designed to hold biopsy specimens during the embedding process.

Cassettes.....	1500/case
Specify:	
#M506-10, Lilac	(115-1722)
#M506-11, Orange	(115-1723)
#M506-12, Aqua	(115-1724)
#M506-2, White	(115-1725)
#M506-3, Pink	(115-1726)
#M506-4, Green	(115-1727)
#M506-5, Yellow	(115-1728)
#M506-6, Blue	(115-1729)
#M506-7, Peach	(115-1730)
#M506-8, Tan	(115-1731)
#M506-9, Gray	(115-1732)



## SHURMark® Cassettes with Attached Lids, Dispenser Box Packaging

For biopsy. 250 per box, 4 boxes per case.


Cassettes.....	1000/case
Specify:	
#SM-BCDP-A, Aqua	(217-0280)
#SM-BCDP-B, Blue	(217-0281)
#SM-BCDP-G, Green	(217-0282)
#SM-BCDP-GY, Gray	(217-0283)
#SM-BCDP-L, Lilac	(217-0284)
#SM-BCDP-P, Pink	(217-0285)
#SM-BCDP-PE, Peach	(217-0286)
#SM-BCDP-T, Tan	(217-0287)
#SM-BCDP-W, White	(217-0288)
#SM-BCDP-Y, Yellow	(217-0289)



## SHURTrack™ Cassettes with Detached Lids, Dispenser Box Packaging

For Biopsy. 500 per box, 2 boxes per case.

Cassettes.....	1000/case
Specify:	
#BC-G, Green	(217-0114)
#BC-GY, Gray	(217-0115)
#BC-L, Lilac	(217-0116)
#BC-P, Pink	(217-0117)
#BC-PE, Peach	(217-0118)
#BC-T, Tan	(217-0119)
#BC-W, White	(217-0120)
#BC-Y, Yellow	(217-0121)
#BC-A, Aqua	(217-0102)
#BC-B, Blue	(217-0103)



## Simport Histosette® II Biopsy Processing/Embedding Cassettes


Most convenient for cassette-labeling instruments but specially designed to hold biopsy specimens during the embedding process, as well as in a storage file. The covers are already removed from cassettes and are packaged separately in the case.

Cassettes.....	1000/case
Specify:	
#M486-10, Lilac	(115-1624)
#M486-11, Orange	(115-1625)
#M486-12, Aqua	(115-1627)
#M486-2, White	(115-1628)
#M486-3, Pink	(115-1629)
#M486-4, Green	(115-1630)
#M486-5, Yellow	(115-1631)
#M486-6, Blue	(115-1632)
#M486-7, Peach	(115-1633)
#M486-8, Tan	(115-1634)
#M486-9, Gray	(115-1635)

# EMBEDDING CASSETTES

## Simport

### Histosette® I Tissue Processing/Embedding Cassettes




Disposable plastic cassettes hold tissue specimens during the embedding process, as well as in a storage file. Molded from a special high-density polymer, these cassettes keep specimens safely submerged in liquid and are totally resistant to the chemical action of histological solvents. The efficient flow-through slots maximize fluid exchange and ensure proper drainage. The one-piece integral lid eliminates the need for separate steel lids. Just snap apart and conveniently lock the lid into the base of the cassette. Cassettes can be opened or closed as often as necessary and always relock securely without danger of specimen loss. Large labeling areas are located on three sides of the cassette. Anterior writing area at a 45° angle. The more acute angle makes cassettes more suitable to be used with some models of cassette-labeling instruments.

Cassettes.....	1500/case
Specify:	
#M498-10, Lilac	(115-1678)
#M498-11, Orange	(115-1679)
#M498-12, Aqua	(115-1680)
#M498-2, White	(115-1681)
#M498-3, Pink	(115-1682)
#M498-4, Green	(115-1683)
#M498-5, Yellow	(115-1684)
#M498-6, Blue	(111-6103)
#M498-7, Peach	(115-1685)
#M498-8, Tan	(115-1686)
#M498-9, Gray	(115-1687)

## Simport

### Histosette® II Biopsy Processing/Embedding Cassettes




Similar to Histosette® II Tissue Processing Cassette but specially designed to hold biopsy specimens during the embedding process, as well as in a storage cabinet. Anterior writing area is at a 45° angle to make the cassette more suitable to be used with certain types of cassette labeling instruments.

Cassettes.....	1500/case
Specify:	
#M493-10, Lilac	(115-1661)
#M493-11, Orange	(115-1662)
#M493-12, Aqua	(115-1663)
#M493-2, White	(115-1666)
#M493-3, Pink	(115-1667)
#M493-4, Green	(115-1670)
#M493-5, Yellow	(115-1671)
#M493-6, Blue	(115-1672)
#M493-7, Peach	(115-1673)
#M493-8, Tan	(115-1674)
#M493-9, Gray	(115-1675)

## Simport

### Histosette® II Tissue Processing/Embedding Cassettes



Disposable plastic cassettes hold tissue specimens during processing and embedding, as well as in storage. Molded from a special high-density polymer, these patented cassettes keep specimens safely submerged in liquid and are totally resistant to the chemical action of histological solvents. The efficient flow-through slots maximize fluid exchange and ensure proper drainage. The one-piece integral lid eliminates the need for separate steel lids. Cassettes can be opened and closed as often as necessary and will always relock securely without danger of specimen loss. Large labeling areas are located on three sides of the cassettes for your convenience.

Cassettes.....	1500/case
Specify:	
#M492-10, Lilac	(115-1649)
#M492-11, Orange	(115-1650)
#M492-12, Aqua	(115-1652)
#M492-2, White	(115-1653)
#M492-3, Pink	(115-1654)
#M492-4, Green	(115-1655)
#M492-5, Yellow	(115-1656)
#M492-6, Blue	(114-8888)
#M492-7, Peach	(115-1657)
#M492-8, Tan	(115-1659)
#M492-9, Gray	(115-1660)


## Simport

### Histosette® II Tissue Processing/Embedding Cassettes

Most convenient for cassette-labeling instruments since covers are already removed from cassettes and are packaged separately in the case. Disposable plastic cassettes hold tissue specimens during processing and embedding, as well as in storage. Molded from a special high-density polymer, these patented cassettes keep specimens safely submerged in liquid and are totally resistant to the chemical action of histological solvents. The efficient flow-through slots maximize fluid exchange and ensure proper drainage.

## Simport

### Histosette® I Tissue Processing/Embedding Cassettes




Disposable plastic cassettes hold tissue specimens during the embedding process, as well as in a storage file. Molded from a special high density polymer, these cassettes keep specimens safely submerged in liquid and are totally resistant to the chemical action of histological solvents. The efficient flow-through slots maximize fluid exchange and ensure proper drainage. The one-piece integral lid eliminates the need for separate steel lids. Just snap apart and conveniently lock the lid into the base of the cassette. They can be opened or closed as often as necessary and they always relock securely without danger of specimen loss. Large labeling areas are located on three sides of the cassette for your convenience. Anterior writing area at a 30° angle. Not suitable for automated printers.

Cassettes.....	1500/case
Specify:	
#M490-10, Lilac	(641-3848)
#M490-11, Orange	(630-5451)
#M490-12, Aqua	(642-0225)
#M490-2, White	(120-5194)
#M490-3, Pink	(600-9085)
#M490-4, Green	(600-2992)
#M490-5, Yellow	(340-4586)
#M490-6, Blue	(104-5652)
#M490-7, Peach	(115-1636)
#M490-8, Tan	(115-1637)
#M490-9, Gray	(115-1639)

## Simport

### Embedding Cassette



Disposable plastic tissue cassettes are suitable for holding and identifying tissue samples in processing, embedding, and sectioning procedures. The cassettes fit securely in microtome chuck adapters. They are molded from a high density polymer that is totally resistant to the chemical action of histological solvents. These cassettes are designed to accept standard metal lids and will keep specimens in complete safety during processing. The slanted writing surface accepts markings easily, permitting sample identification throughout all stages of embedding and long afterwards when in archives.

Cassettes.....	1500/case		
Specify:			
#M480-10, Lilac	(487-7323)	#M480-5, Yellow	(114-9997)
#M480-11, Orange	(114-9995)	#M480-6, Blue	(630-2264)
#M480-12, Aqua	(114-9996)	#M480-7, Peach	(114-9998)
#M480-2, White	(281-4837)	#M480-8, Tan	(114-9999)
#M480-3, Pink	(769-5292)	#M480-9, Gray	(115-1611)
#M480-4, Green	(120-0469)		



**CardinalHealth**  
**100% Reagent-Grade Alcohol**



Dehydrant  
 • Blend of ethyl, methyl, and isopropyl alcohols  
 • Can be used as a dye or stain solvent  
 • Miscible with all clearing agents  
 #C4305-10, 1 gal  
**(125-6166)**..... ea

**CardinalHealth**  
**Reagent Alcohol**



• Nonphotochemically reactive  
 • Blend of ethyl, methyl, and isopropyl alcohols  
 • Flash point: 55°F (13°C)  
 #C4305, 1 gal  
**(124-8750)**..... ea

**CardinalHealth**  
**Denatured Proprietary Ethanol (Anhydrous)**

• Flash point: 55°F (12.8°C)  
 • Store at 59°F to 86°F (15°C to 30°C)  
 #C4304, 1 gal  
**(288-1583)**..... ea

**HealthLink**  
A Family of Medical Products  
**Reagents Solutions**



• Made in the USA  
 #400420, Acetic Acid 3%, 16 oz  
**(740-8432)**..... ea  
 #400422, Acetic Acid 3%, 1 gal  
**(108-0471)**..... ea  
 #400450, Acetic Acid 5%, 16 oz  
**(666-5674)**..... ea  
 #400460, Acetone, 16 oz  
**(309-2688)**..... ea  
 #400461, Acetone, 1 gal  
**(108-0480)**..... ea  
 #400466, Alcohol 99% Isopropyl, 16 oz  
**(108-0474)**..... ea  
 #400449, Alcohol 99% Isopropyl, 1 gal  
**(437-9659)**..... ea  
 #400455, Aluminum Chloride, 6 Normal, 4 oz  
**(437-5264)**..... ea  
 #400463, Aluminum Chloride 20%, 4 oz  
**(300-6116)**..... ea  
 #400464, Aluminum Chloride 20%, 8 oz  
**(199-2408)**..... ea  
 #3554417, Aluminum Chloride 25%, 16 oz  
**(355-4417)**..... ea  
 #400459, Aluminum Chloride 35%, 16 oz  
**(914-8949)**..... ea

**CardinalHealth**  
**Methanol**



• CH<sub>3</sub>OH, FW: 32.04  
 • Synthetic wood alcohol  
 • Nonphotochemically reactive  
 • Flash point: 54°F (12.2°C)  
 • Store at 59°F to 86°F (15°C to 30°C)  
 #C4324, 1 gal  
**(288-2989)**..... ea  
 #C4324-5, 5 gal  
**(288-0608)**..... ea

**CardinalHealth**  
**Isopropyl Alcohol**



• 2-Propanol, CH<sub>3</sub>CHOHCH<sub>3</sub>, FW: 60.10  
 • Flash point: 53°F (12°C)  
 • Store at 59°F to 86°F (15°C to 30°C)  
 #C4307, 1 gal  
**(288-0597)**..... ea  
 #C4307-5, 5 gal  
**(288-0598)**..... ea



**Reagent-Grade Alcohol**



• A denatured form of ethyl alcohol, approved for sale under U.S. regulations  
 • 90 parts ethyl alcohol, 5 parts methyl alcohol, and 5 parts isopropyl alcohol  
 • The preferred mixture for dehydrating tissue samples prior to embedding  
 #ES749, 70%, 1 gal  
**(443-0085)**..... 4/case  
 #ES750, 80%, 1 gal  
**(443-0086)**..... 4/case  
 #ES753, 95%, 1 gal  
**(443-0087)**..... 4/case  
 #ES631, 100%, 1 gal  
**(443-0079)**..... 4/case



**Excel Alcohol**

Designed to prevent over-dehydration. This formulation does not use ethanol, and is ideal for small specimens and biopsies.  
 #ES653-100, 1 gal  
**(443-0080)**..... 4/case



**Methyl Alcohol**

Ideal for specialty fixation and dehydration in the histology lab.  
 #ES607, 1 gal  
**(443-0072)**..... 4/case

#400472, Aluminum Chloride 35%, 4 oz  
**(811-9287)**..... ea  
 #400474, Aluminum Chloride 40%, 1 oz  
**(990-7613)**..... ea  
 #400454, Aluminum Chloride 50%, 16 oz  
**(163-8578)**..... ea  
 #400590, Dichloroacetic Acid, 15 mL  
 Same as Bichloroacetic Acid®  
**(991-3996)**..... ea  
 Ethanol Solution 95%, 1 gal  
**(437-6392)**..... ea  
 #400453 Glycolic Acid 70%, 2 oz  
**(484-5537)**..... ea  
 #400500, Monsel's Solution, 16 oz  
**(106-5092)**..... ea  
 #400511, Potassium Hydroxide 10%, 2-oz Dropper  
**(315-2772)**..... ea  
 #400530, Potassium Hydroxide 10%, 4 oz  
**(958-8858)**..... ea  
 #400536, Potassium Hydroxide 20%, 2-oz Dropper  
**(106-6572)**..... ea  
 #400526, Potassium Hydroxide 20% with DMSO, 30 mL  
**(248-9676)**..... ea


#400553, Trichloroacetic Acid 15%, 16 oz  
**(291-0494)**..... ea  
 #400555, Trichloroacetic Acid, 20%, 4 oz  
**(483-9095)**..... ea  
 #400557, Trichloroacetic Acid 25%, 4 oz  
**(747-5379)**..... ea  
 #400566, Trichloroacetic Acid 30%, 16 oz  
**(472-4346)**..... ea  
 #400564, Trichloroacetic Acid 35%, 4 oz  
**(938-4830)**..... ea  
 #400562, Trichloroacetic Acid 50%, 4 oz  
**(437-8054)**..... ea  
 #400567, Trichloroacetic Acid 80%, 15 mL  
**(877-9174)**..... ea  
 #400569, Trichloroacetic Acid 80%, 4 oz  
**(600-4768)**..... ea  
 #400568, Trichloroacetic Acid 80%, 16 oz  
**(240-3626)**..... ea  
 #400572, Trichloroacetic Acid 85%, 4 oz  
**(907-5638)**..... ea  
 #400573, Trichloroacetic Acid 85%, 16 oz  
**(437-8961)**..... ea  
 #400577, Trichloroacetic Acid 100%, 4 oz  
**(437-7453)**..... ea



## Reagents

Perfect for virtually all preparing and staining strategies in the lab.

- #C-X1G, Xylene Clearing Solvent ACS, 1 gal (116-0458)..... 4/case
- #A-100RA, Reagent Alcohol, 100%—SDA 3A: 95%, Isopropyl: 5%; ACS/USP Grade, 1 gal (116-0457)..... 4/case
- #A-95RA, Reagent Alcohol, 95%—SDA 3A: 90%, Isopropyl: 5%; ACS/USP Grade, 1 gal (116-0459)..... 4/case



## Acetone, EM-Grade, 99%

For hardening and dehydrating of tissue. Electron microscopy (EM) grade acetone can also be used for the extraction of various principles from animal and plant substances. Store at 25°C.


- #A-EM4L (217-0091)..... 4 Liters
- #A-EM16 (217-0023)..... 1 Liter



## PARAClear™ Xylene Substitute

Removes alcohol during the final steps of routine tissue processing. Miscible with paraffin for infiltration. Has a higher flash point than xylene, reducing the flammability danger to the laboratory. Store at 25°C.

- #C-1G, 1 gal (217-0127)..... ea



## Xylene and Xylene Substitute

Our xylene is designed for use as a clearing agent within the histology lab. Meets USP quality grade specifications. Azer's Everclear Xylene Substitute is a safe alternative to xylene. It can be used as a solvent and clearing agent, as well as for dissolving paraffin, waxes, glues, and adhesives.

- #ES609, Xylene, 1 gal (443-0073)..... ea
- #ES657, Everclear Xylene Substitute, 1 gal (443-0081)..... 4/case



## Xylene

Cardinal Health xylene is a mixture of ortho-, meta-, and para-isomers and also contains ethylbenzene. It is suitable for tissue processing and for general laboratory use. For in-vitro diagnostic and laboratory use. Store at 15°C to 30°C. C<sub>6</sub>H<sub>4</sub> (CH<sub>3</sub>)<sub>2</sub> FW 106.17. Specifications:

- Boiling range: 137°C–144°C
- Flash point: 17°C–25°C (63°F–79°F)
- Residue after evaporation: 0.002% maximum
- Water: 0.05% maximum


- #C4330, 1 gal (288-1757)..... 4/case
- #C4330-5, 5 gal (288-1758)..... ea



## Americlear Histology Clearing Solvent

Formulated to replace xylene in histological procedures. Used for processing, staining, and removing paraffin. Nonflammable solution contains no xylene. Low toxicity, all-organic compound. Flash point is 121°F.

- #C4200-1, 1 gal (288-3141)..... ea



## Water for Histology Lab Use

Deionized water and high purity water for use in the histology lab.

- #ES616, Deionized Water, 1 gal (121-4262)..... 4/case
- #ES616-5G, Deionized Water, 5-gal Cube (443-0075)..... ea
- #ES611, High Purity Water, 1 gal (443-0074)..... 4/case



## Reagent-Grade Water

Our reagent-grade water is prepared at 18 megohms/cm specific resistance using activated carbon filtration, reverse osmosis purification, mixed bed deionization, and filtration to 0.2 μm. The water contains no preservatives, is virtually free of bacteria, and is essentially free from organic and inorganic particulates and soluble contaminants. At time of manufacture, the water meets USP/NF purified water and CAP/CLSI clinical laboratory reagent water (CLRW) specifications. A certificate of analysis that includes more than 60 parameters and analytes is available upon request. Water should be stored at 59° to 86°F (15° to 30°C). For in-vitro diagnostic use and laboratory use only. Not for infusion, injection, or irrigation. Six 32-oz bottles per case.



- #C4351-1, 32 oz (227-0472)..... 6/case



## TEC™-II Tissue Embedding Center

Innovative microprocessor technology ensures dependability and performance while requiring less space. The unique design, with 2 independent modules and a low work surface, helps to reduce user fatigue and maximize workflow efficiencies. The ergonomic and small footprint allows the flexibility to arrange embedding workflow in either direction (left to right or right to left), based on operator preference.

### Features:

- Hot plate extends length of work surface
- Large work surface of cold plate accommodates more cassettes/base molds
- Deep paraffin trays cover thick tissue
- Wide paraffin handle allows turning without pinching paraffin flow
- Stable magnifying glass is built into unit
- Leveled unit assists with evenly solidifying paraffin blocks
- Cold plate console available (can operate as a standalone unit for use near a microtome or connected to the dispensing console)


#TEC2120, Tissue Embedding Center, 120 V (217-0088).....	ea
#TEC2220, Tissue Embedding Center, 220 V (217-0639).....	ea
#TEC2120-CP, Cold Plate Console, 120 V (217-0089).....	ea
#TEC2220-CP, Cold Plate Console, 220V (217-0640).....	ea
#TEC2120-DC, Dispensing Console, 120 V (217-0090).....	ea
#TEC2220-DC, Dispensing Console, 220V (217-0641).....	ea
#TEC-HF, Heated Forceps (217-0634).....	ea



## SHURTrim™ Paraffin Block Dewaxer

An efficient appliance for removing excess paraffin from embedded tissue cassettes. Simply slide paraffin blocks across the heated, grooved surface. Melted paraffin is shaved away to disposable receptacle below.

#ST-120, Dewaxer, 120 V, TUV Certified. 7"H x 6"W x 9"D, 5 lb, 100-120 VAC, 50/60 Hz, 2 Amps (117-6052).....	ea
#ST-220, Dewaxer, 220 V, 7"H x 6"W x 9"D, 5 lb, 220-240 VAC, 50/60 Hz, 1 Amp (217-0594).....	ea



## Tissue-Tek® TEC™ 5 Tissue Embedding Console System

A robust and ergonomic, semi-automated tissue-embedding system. The system is comprised of the Tissue-Tek 5 Embedding Console and the Tissue-Tek Plus Cryo Console, which can be attached on the left or right side, allowing for a streamlined workflow. The TEC 5 is the ideal semi-automated tissue embedder for all size laboratories.

### Features:

- Automated startup and shutdown capabilities improve economy, safety, and availability
- All temperature-controlled areas uniformly regulated
- All heated areas from 50°C–75°C (122°F–167°F) in 1°C increments
- Cryo Module plate from -10°C–0°C (14°F–32°F) in 1°C increments
- Ample chilling area for approximately 60 cassette specimens
- Easy adjustable paraffin flow rate creates consistent paraffin blocks
- Quiet cooling compressor reduces noise fatigue

#5100, TEC™ 5 Tissue Embedding System (258-0312).....	ea
#5784, Magnifying Glass (258-0326).....	ea
#5785, Foot Pedal Switch (126-0960).....	ea
#5786, Electrical Forceps, 2 mm (126-0961).....	ea
#1550, Scraper, Large (258-0187).....	ea
#1551, Tamper, Large (258-0188).....	ea
#1552, Tamper, Small (258-0190).....	ea
#1553, Lamp Bulb (258-0191).....	ea
#5782, 75-Cassette Transfer Tray (126-0958).....	ea
#5781, 150-Cassette Transfer Tray (126-0957).....	ea
#5783, Base Mold Dividers (126-0959).....	ea



## Tissue-Tek® TEC™ Plus Cryo Console

The Cryo Console consists of a cooling plate to cool and solidify paraffin blocks after completion of tissue embedding, and an electrical control section and control panel to control and monitor the temperature for the cooling plate.

115 V, 60 Hz #5250 (126-0945).....	ea
------------------------------------	----



## Tissue-Tek® Cold Plate

For use in chilling and preparing paraffin blocks for sectioning on a microtome and as a cold tray for other laboratory procedures. Polystyrene top and base are molded together for a tight seal. Freezes in approximately 4 hours in a conventional freezer. Surface remains cool for up to 3 hours. Includes 6 cold plates and 1–25 cm x 10 cm x 3 cm insulator base per package.

#4650 (258-0275).....	24/case
-----------------------	---------



## Tissue-Tek® Quick-Ray™ Tissue Microarray System

The Quick-Ray is the only system to use a ready-to-use paraffin recipient block that produces superior-quality tissue microarrays in less time than traditional methods.

- Tissues are extracted by the precise hollowed punch tip
- 4 sizes of punch tips are provided: 1 mm, 2 mm, 3 mm & 5 mm
- 4 sizes of preformed paraffin recipient blocks
- Precise positioning in the preformed recipient blocks
- Each recipient block is capable of 300–400 sections at 4 µm–5 µm
- The ideal device to reliably produce consistent blocks at affordable costs
- The Quick-Ray™ System offers:
  - Ready-to-use paraffin recipient blocks
  - Compact design and versatility
  - No dedicated space required for TMA block formation

#8010, Quick-Ray™ Tissue Microarray System (258-0358).....	ea
#8011, Punch Guide, 1 mm (126-1085).....	ea
#8012, Punch Tip, 1 mm (126-1086).....	ea
#8013, Punch Tip, 2 mm (126-1087).....	ea
#8014, Punch Tip, 3 mm (126-1088).....	ea
#8015, Punch Tip, 5 mm (126-1089).....	ea
#8016, Recipient Block, 1 mm (126-1090).....	ea
#8017, Recipient Block, 2 mm (126-1091).....	ea
#8018, Recipient Block, 3 mm (126-1092).....	ea
#8019, Recipient Block, 5 mm (126-1093).....	ea
#8020, Recipient Base Mold (126-1094).....	3/case


# BASE MOLDS



## Base Molds, Plastic

Disposable plastic base molds are chemical-resistant and release cassettes easily. Packaged stacked in sleeves. Available in a variety of sizes.

Base Molds.....	500/case
Specify:	
#DBM-15, 15 mm L x 15 mm W x 6 mm D	(217-0148)
#DBM-24, 24 mm L x 24 mm W x 6 mm D	(217-0149)
#DBM-30, 30 mm L x 24 mm W x 6 mm D	(217-0150)
#DBM-37, 37 mm L x 24 mm W x 6 mm D	(217-0151)
#DBM-7, 7 mm L x 7 mm W x 6 mm D	(217-0152)



## Disposable Base Molds

Use our plastic base molds for applications in specimen embedding. These plastic molds help avoid reprocessing associated with metal molds.


#M7307-1, 7 mm x 7 mm	(288-0944).....	500/case
#M7307-2, 15 mm x 15 mm	(288-0945).....	500/case
#M7307-3, 24 mm x 24 mm	(288-0946).....	500/case
#M7307-4, 30 mm x 24 mm	(288-0947).....	500/case
#M7307-5, 37 mm x 24 mm	(288-0948).....	500/case



## Disposable Base Molds

Disposable base molds offer ease and convenience of operation. They are inexpensive enough to be discarded after use, yet strong enough to be reused. Specially formulated plastic material provides excellent thermal exchange. Smooth interior finish and rounded corners facilitate specimen removal. Available in the same variety of sizes as metal molds and can be used with the same styles or types of cassettes and embedding rings.


Base Molds.....	1000/case
Specify:	
#M475-1	
7 mm x 7 mm x 5 mm	(114-9988)
#M475-2	
15 mm x 15 mm x 5 mm	(114-9990)
#M475-3	
24 mm x 24 mm x 5 mm	(114-9991)
#M475-4	
30 mm x 24 mm x 5 mm	(114-9992)
#M475-5	
37 mm x 24 mm x 5 mm	(114-9993)



## Base Molds, Stainless Steel

Reusable base molds are equipped with winged edges for easy handling. Resist tipping. Available in a variety of sizes.

Base Molds.....	10/case
Specify:	
#BM-15, 15 mm L x 15 mm W x 6 mm D	(217-0122)
#BM-24, 24 mm L x 24 mm W x 6 mm D	(217-0123)
#BM-30, 30 mm L x 24 mm W x 6 mm D	(217-0124)
#BM-37, 37 mm L x 24 mm W x 6 mm D	(217-0125)
#BM-7, 7 mm L x 7 mm W x 6 mm D	(217-0126)



## Tissue-Tek® Stainless-Steel Base Molds

Designed for use with Tissue-Tek Uni-Cassette and Biopsy, along with Tissue-Tek Processing/Embedding Cassettes. The 5-mm deep molds are made of stainless steel and are reusable. They have extended fins to prevent tipping and to provide a gripping surface for easy handling. The flat, metal bottom allows maximum heat/cold exchange to enhance embedding and releasing the paraffin block.

Base Mold for Embedding Rings	
#4121, 16 mm x 16 mm x 6 mm	(126-0868)..... 12/case
#4122, 22 mm x 25 mm x 6 mm	(126-0869)..... 12/case
#4123, 32 mm x 25 mm x 6 mm	(126-0870)..... 12/case
#4131, 22 mm x 22 mm x 12 mm	(126-0874)..... 12/case
#4132, 32 mm x 25 mm x 12 mm	(126-0875)..... 12/case
#4133, 38 mm x 25 mm x 12 mm	(126-0876)..... 12/case
Base Mold	
#4161, 7 mm x 7 mm x 5 mm	(126-0889)..... 12/case
#4162, 15 mm x 15 mm x 5 mm	(258-0237)..... 12/case
#4163, 24 mm x 24 mm x 5 mm	(258-0238)..... 12/case
#4164, 30 mm x 24 mm x 5 mm	(258-0239)..... 12/case
#4165, 37 mm x 24 mm x 5 mm	(258-0240)..... 12/case
#7055, Paraform® Standard Base Mold, 32 mm x 28 mm	(126-1058)..... 12/case
#7056, Paraform Biopsy/Orientation Base Mold	(126-1059)..... 12/case
#7057, Paraform Biopsy Base Mold, 13 mm x 13 mm	(126-1060)..... 12/case



## Tissue-Tek® NanoMolds™ Base Molds

NanoMolds produce uniform paraffin blocks much quicker and release easier than traditional methods, all without the use of chemical mold-release solutions. Stainless-steel base molds are manufactured with an exclusive and patented Nano Technology coating that speeds up the embedding process, helping laboratories save time, labor, and increase efficiency. Even more time savings are achieved because residual paraffin is no longer left in the molds, drastically reducing the amount of cleaning necessary. Available in 5 sizes.

#4215, 9 mm x 9 mm x 4 mm	(126-0900).....	12/case
#4216, 15 mm x 15 mm x 4 mm	(126-0901).....	12/case
#4217, 20 mm x 20 mm x 5 mm	(126-0902).....	12/case
#4218, 20 mm x 26 mm x 5 mm	(126-0903).....	12/case
#4219, 20 mm x 33 mm x 5 mm	(126-0904).....	12/case



## Tissue-Tek® Embedding Rings

Embedding Rings.....	1000/case
Specify:	
#4113, Yellow	(126-0856)
#4114, Pink	(126-0857)
#4115, Green	(126-0858)
#4116, Blue	(126-0859)
#4151, White	(258-0225)



## Tissue-Tek® Mold Release Concentrate

Used for coating base molds to ensure clean separation of embedding paraffin from the mold after embedding. The working solution is prepared by adding 5 mL of Mold Release Concentrate to 95 mL ethyl or isopropyl alcohol. The molds are dipped in solution and dried prior to embedding.

#4141, 125-mL Bottle	(258-0224).....	12/case
----------------------	-----------------	---------



## Paraffin Wax Dispenser



This paraffin wax dispenser has a small, compact footprint with a capacity of 5 liters (approximately 1 ¼ gal). Heated valve helps ensure a consistent flow of molten wax, and the dispenser valve can be locked in the open position if desired. Aluminum inner reservoir provides excellent thermal transfer and temperature control, and also helps prevent large particulates from clogging the dispenser valve. Stainless-steel outer housing. Standard 2-year manufacturer's warranty.

### Specifications:

Overall dimensions: 16"H x 8½"W (40.6 cm x 21.6 cm)  
 Temperature range: 104°F–167°F (40°C to 75°C, ± 2°C)  
 Approvals certified: UL61010-1 and CSA C22.2 standards  
 Electrical: 115 VAC, 50/60 Hz, 250 W

#M7654-8  
 (582-3573)..... ea



## Paraffin Dispenser

This uniquely designed paraffin dispenser is designed to offer convenience and flexibility for all lab tasks involving paraffin, and can accommodate a variety of sizes and heights of bowls and vessels. The leading paraffin-dispensing choice of histology labs, as well as others who need fast and easy paraffin dispensing.

### Features:

- Reliable controls keep paraffin at the constant temperature you specify
- Accommodates a variety of large bowls/dishes for paraffin collection and dispensing flexibility
- Holds 6¼ gal of liquid paraffin
- See-through Lexan lid provides easy paraffin viewing without contamination
- Microprocessor temperature regulation

#PD-120, 100–120 VAC  
 (116-0442)..... ea

#PD-220, 220–240 VAC  
 (217-0172)..... ea



## PARAGard™ Paraffin Repellent

Stops paraffin from sticking to countertops and equipment, while keeping everything looking brand new. Pleasant-smelling spray that is safe for use on metal, wood, and plastic surfaces. Daily cleaning chores will be reduced to a minimum.

- Quick cleanup after embedding and microtomy
  - Creates a protective coating on surfaces exposed to paraffin
  - Brilliant shine finish to benchtops
- #PG-16, 16-oz Spray Bottle  
 (114-8306)..... 4/case  
 #PG, 4-oz Pump Bottle  
 (120-9427)..... 6/case



## Tissue-Tek VIP® Paraffin

Tissue-Tek VIP Paraffin's unique composition allows for reduced compression sections as thin as 2 µm. The low melting point of 132.8°F (56°C) protects samples from heat damage. Will not discolor under normal processing conditions. Leaves no plasticizer residue to clog paraffin lines in tissue processors and embedding centers. Supplied in small pellets for rapid melting.

#4005  
 (258-0198)..... 8/case



## POLYFin™ Paraffin Wax

A mixture of highly refined paraffins and copolymers in a convenient wax pellet. This unique formulation provides optimal tissue support while maintaining exceptional clarity. Has been institutionally tested and found to function flawlessly in pressure/vacuum fluid flow processors.

- Produces wrinkle-free sections due to its excellent infiltration
- Is excellent for all tissue types
- Maintains central nervous system tissue structure in water bath
- Allows easy cutting
- Can be used with a normal 45°C water bath setting
- Will not overstretch tissue in water bath
- Offers a low (55°C) melting point to eliminate excessive heat distortion during tissue processing
- Can be safely used in P/V processors
- Has ideal handling characteristics


#H-PF, Wax Polyfin Paraffin Embedding  
 (217-0031)..... 8/case



## Ameraffin® Tissue Embedding Medium

Combines highly refined paraffin that has narrow carbon-chain distribution with polymers to provide minimal compression and ultrathin sections. Quality ribbons of flat, thin sections highlight morphological detail. Ameraffin® medium can be used for both embedding and infiltrating. It can also be substituted for an existing embedding medium with little or no change in methodology. An antioxidant has been added to help prevent discoloration and inhibit stain fading. Melts uniformly from 131°F–134.6°F (55°C to 57°C).

#M7346-1A, 2-lb Bag  
 (582-3567)..... 10/case



## Ameraffin® LP Tissue Embedding Medium

Used for embedding and infiltration. This blend of highly refined paraffin with a low concentration of polymers minimizes infiltration time while allowing thin sections to be cut. Ameraffin® LP Medium provides consistent morphology with minimal compression and cell disruption. Free-formed flakes melt uniformly from 131°F–134.6°F (55° to 57°C).

#M7347-1, 2-lb Bag  
 (582-3571)..... 10/case



## Ameriplast Paraffin™

Made of paraffin and plastic polymers, these 3 Ameriplast paraffins deliver excellent processing and yield thin, flat, and wrinkle-free sections.

They were developed to meet the demanding and versatile needs of a laboratory. Paraffin #T8331 contains dimethyl sulfoxide to improve infiltration rate. Paraffin #T8332 consists of a blend of low molecular-weight paraffin and polymers to reduce melting point, which protects tissues from excessive temperature during processing. All paraffin is supplied in 1-kg bags.

#T8330, Processing and Embedding  
 (582-4188)..... 8 bags/case

#T8331, Improved Infiltration  
 (123-9616)..... 8 bags/case

#T8332, Low Melting Point  
 (582-4189)..... 8 bags/case





## Tissue-Tek AutoSection® Automated Microtome



The newest and only microtome on the market providing leading technology that auto-aligns the block to the blade in seconds. Process efficiency is increased with the patented AutoAlign, AutoTrim, and AutoSection features. The AutoSection® automatically aligns, trims, and sections blocks, including Tissue-Tek® Paraform®. The combination of cutting-edge technology and razor-sharp Accu-Edge Microtome Blades enables thin, consistent, high-quality sections. AutoAlign technology will precisely orient blocks and dramatically reduce the risk of losing tissue. Another major benefit of automation is pain-free microtomy, reducing repetitive motion disorder (RMD) with the availability of flexible sectioning programs.

### Features:

- Preserves valuable tissue
- Employs patented sensing and automated 3-D specimen holder technology for precise XYZ orientation
- Standardizes block orientation even if block was trimmed or sectioned on a different microtome
- Decreases repetitive motion disorders for users
- Wireless handheld remote control allows operation from either side of instrument

#5010, AutoSection® Microtome	ea
(258-0311).....	
#4658, Waste Collection Bags	250/case
(258-0277).....	
#4685, Accu-Edge® High-Profile Blades	50/pkg
(258-0279).....	
#4689, Accu-Edge® Low-Profile Blades	50/pkg
(258-0281).....	
#4980, Tissue-Tek® Feather® A35 Durable Low-Profile Blades	500/case
(258-0310).....	
#7089, Tissue-Tek® Feather® Low-Profile Microtome Blades	500/case
(258-0351).....	



## Brush Set

Brushes feature fine, flexible bristles.

#BR-ST	3/pkg
(217-0025).....	
Contains: 1 of each width: 1/8", 1/4" & 3/8".	



## SHURFreeze™ Cryogen Spray

Tissue blocks can now be cooled with this environmentally friendly refrigerant that meets federal specifications for reduced ozone depletion.

#FRZ-1, 12-oz Can with Nozzle

(117-4223)..... 12/case



## Accu-Cut® SRM™ 200 Manual Rotary Microtome



The SRM 200 is a reliable manual rotary microtome developed for all applications of paraffin and hard specimens in clinical, research, and industrial laboratories. Ergonomic operation while maintaining reproducible precision during sectioning. The specimen retraction function allows section ribbons to be formed immediately and more easily.

### Features:

- 3-axis specimen orientation
- Smooth-running hand wheel
- Specimen trimming feature
- Lateral displacement of blade-holder base
- Optional specimen retraction provides workflow flexibility

#1429, Accu-Cut® SRM™ 200 Microtome (Retracting)	ea
(258-0185).....	
#1429N, Accu-Cut® SRM™ 200 Microtome (Non-Retracting)	ea
(126-0790).....	
#4657, Microtome Waste Collection System	25/case
(258-0276).....	
#4658, Waste Collection Bags	250/case
(258-0277).....	
#4685, Accu-Edge® High-Profile Blades	50/pkg
(258-0279).....	
#4689, Accu-Edge® Low-Profile Blades	50/pkg
(258-0281).....	



## SHURCut™ Retracting Microtomes



These microtomes feature precise and efficient cutting, automation, and user ergonomics. The SC3500 and SC4500 models include an inclined hand pad and long cord that allows it to be positioned on either side of the microtome for personal comfort.

- User-friendly instrument panel provides precise control of sectioning and trimming functions, start/stop functions and easy switchover between preset trimming and sectioning modes
- The SC3500 and SC4500 models include an automatic specimen position memory function that allows the user to remove a block for rehydration or cooling, and then return it to the original location
- The SC4500 features microprocessor management of specimen advance, return, trim, and sectioning. The operator can switch between manual, continuous, and single-stroke cutting modes at the push of a button

#SC2500, SHURCut™ 2500 Semiautomatic Retracting Microtome, TUV/CE/FCC. 100-240 VAC, 50/60 Hz, 77 W	ea
(217-0247).....	
#SC3500, SHURCut™ 3500 Semiautomatic Retracting Microtome, TUV/CE/FCC. 100-240 VAC, 50/60 Hz, 77 W.	ea
(116-0441).....	
#SC4500, SHURCut™ 4500 Automatic Retracting Microtome with adjustable-speed motorized cutting stroke. TUV/CE/FCC. 100-240 VAC, 50/60 Hz, 77 W.	ea
(217-0253).....	



## SHURCut Artis Motorized, Programmable Rotary Microtome



Designed for histotechnologists who want a microtome that provides advanced automation for safety, efficiency, and protection from repetitive-motion injuries, yet gives them control over the cutting process so they can utilize their own unique skills gained from their training and experience. Features include color LCD display and handpad, backlit panel, electronic quick-lock, emergency stop, memory/recall, and lateral bladeholder movement.

- New, dynamic foot pedal for better microtome motor control. The foot pedal enables the histotech to precisely control the motor speed while keeping both hands free. This automation eliminates many repetitive-motion injuries to histotechs, while still providing the control they need to produce consistent high-quality sections.
- Convenient LED light panel for visual inspection of sections, blocks, and slides. An LED light panel built in to the face of the SHURCut Artis microtome enables histotechs to backlight their sections, blocks, and slides for visual inspection. This capability gives histotechs better control to evaluate and adjust orientation, specimen count, and/or section quality.
- Enhanced control-panel operation, layout, and functions. Histotechs can control many of the automated functions through the hand pad control panel, which can be positioned either on the left or right side of the SHURCut Artis microtome. It features an intuitive display with a color LED layout and icons, in addition to enhanced controls, including the ability to lock or unlock the handwheel from the control panel.
- Safe, easy, knife and blade changeout. To produce consistent high-quality sections, every histotech know that it all starts with a sharp blade. That's why the SHURCut Artis was designed with a knife-holder base that enables histotechs to quickly and safely change blades or knife holders when needed.
- Superior accuracy, quality, and reliability. The SHURCut Artis microtome is designed to consistently and reliably cut accurate sections down to 0.5 µm. Fully motorized and programmable, it features 4 sectioning modes: single, interval, multi, and continuous.
- Easy to clean. Section waste and debris is caught by the rounded waste tray, which can be easily removed for emptying and cleaning.
- Available in both fully or semiautomated configurations depending on your lab's needs and preferences.

#SC-ARTIS-A, SHURCut Artis A Automatic Rotary Microtome, 110-230 VAC, 50/60 Hz, 10 Amps, 200 VAC, 13.7"H x 15.5"W x 26.5"D. Weight: 88 lb.	ea
(217-0219).....	
Contains: retracting microtome with variable-speed coarse feed wheel, bladeholder with blade removal tool & cassette clamp with universal quick connection.	

#SC-ARTIS-S, SHURCut Artis S Semi-Automatic Rotary Microtome, 110-230 VAC, 50/60 Hz, 10 Amps, 200 VAC, 13.7"H x 15.5"W x 26.5"D. Weight: 88 lb.	ea
(217-0220).....	
Contains: retracting microtome with variable-speed coarse feed wheel, bladeholder with blade removal tool & cassette clamp with universal quick connection.	



## Economy and Premium Microtome Blades



These high-grade steel blades are manufactured using advanced machinery with multiphased processes, and tested using composition analyses to ensure quality performance. Economy disposable microtome blades for routine sectioning are composed of high-quality stainless steel. Premium disposable microtome blades are used for routine specimens and biopsies; premium high-profile blades are chromium-plated. Chromium-plated enhanced durability blades are used for biopsies and dense tissues. 80 mm in length with blade angle of 35°.

### Economy Blades

- #CH8382, Low Profile, 8-mm Width (124-9935)..... 50/box
- #CH8383, High Profile, 14-mm Width (124-9937)..... 50/box

### Premium Blades

- #CH3489, Low Profile, 8-mm Width (124-9930)..... 50/box
- #CH3497, Low-Profile Enhanced Durability, 8-mm Width (124-9932)..... 50/box
- #CH3491, High Profile, 14-mm Width (124-9926)..... 50/box



## SP® Microtome Blades



Our blades are for use with high-profile blade holders. These heat-treated stainless-steel blades are ground and honed to optimum angles and facet configuration. 0.012" thickness for routine paraffin sections. Blades are packaged in plastic dispensers. The dispenser for blade M7170-1A also has a used blade compartment.

- #M7170-1A (288-0943)..... 50/case



## Flotation Work Station

A practical design combined with innovative features and microprocessor-controlled electronics bring a host of features not found in any typical waterbath.

- Microprocessor-controlled precise temperature regulation
- Multiple designs and configurations to best fit your lab's needs
- The small-footprint FWS-S and TFB-S models are ideal for crowded workspaces, and their deep-dish design enables more efficient ribbon floating and pickup
- Options include front and side slide-drying racks, a heated slide dryer, and a HISTOOrientator™ pad for eliminating wrinkles
- The glass dish can be easily removed for cleaning, and all surface areas, including the chemical-resistant plastic housing, are easily accessible for cleaning



### Additional Options Available!



## SHURSharp™ Disposable Microtome Blades and Accessories



Manufactured from premium-grade stainless steel for superior blade life and edge retention. Proprietary coating process minimizes compression and produces excellent ribbons.

- #DMB-LP, Microtome Blades, Coated, Low Profile (0.012" x 0.312" x 3"). 50/pkg, 10 pkg/case (114-8868)..... 500/case
- #DMB-HP, Microtome Blades, Coated, High Profile (0.012" x 0.312" x 3"), 50/pkg, 10 pkg/case (116-0695)..... 500/case
- #DMB-HD, Microtome Blades, Coated, Heavy Duty (0.020" x 0.498" x 3"). Require DMBH or DMBH-E Disposable Microtome Blade Holder. 35/pkg, 10 pkg/case (119-3296)..... 350/case
- #DMBH, Microtome Blade Holder, 100% stainless steel construction, unconditional 2-year warranty. Requires DMB or DMB-HD SHURSharp™ blades. (217-0153)..... ea
- #DMBH-HPLP, Patented SHURSharp™ Blade Holder. Designed for interchangeable use of low- and high-profile blades. (217-0154)..... ea
- #ARD, Anti-Roll Device. For use with all TBS® blade holders. (217-0098)..... ea



## Tissue-Tek® Accu-Edge® Blade System

Disposable blade holder usable in various steel knife holders. Provides an inexpensive alternative for using the Accu-Edge disposable microtome blades instead of, or in combination with steel knives.

- #4687, Microtome Blade System (258-0280)..... ea
- #4683, Heavy Duty Blade System (126-0920)..... ea



## Standard Tissue Bath



This standard tissue bath features rapid heat-up and is supplied with a bath cover and thermometer holder. The edge serves as a drying surface for slides. Equipped with on/off switch, pilot light, thermostat, and nonskid rubber feet. Surface is black porcelain enamel-coated steel.

### Specifications:

- Dimensions: 3¼"H x 11"W (9.2 cm x 27.9 cm)
- Rim (width): 1" (3.2 cm)
- Capacity: 1 liter (1" from top)
- Temperature range: 95°F–149°F (35°C–65°C)
- Electrical: 115 VAC, 50/60 Hz, 190 W
- #M7655A (582-3580)..... ea



## Deluxe Lighted Tissue Flotation Bath



This deluxe lighted tissue flotation bath helps eliminate wrinkles and distortion during preparation of embedded tissue sections. LED-illuminated black background with transparent Pyrex dish (supplied with bath) allows specimen to be easily seen. Digital microprocessor control with advanced safety over temperature protection. Slide-dryer block assists in drying slides, and tissue-orienter block smooths wrinkled sections. Certified to UL61010-1 and CSA C22.2 standards. 2-year warranty on parts and workmanship.

- #M7654-5A (123-9613)..... ea



## Lighted Tissue Flotation Bath



This lighted tissue flotation bath helps eliminate wrinkles and distortion during preparation of embedded tissue sections. LED-illuminated black background with transparent Pyrex® dish (supplied with bath) allows specimen to be easily seen. Digital microprocessor control with advanced safety over-temperature protection. Certified to UL61010-1 and CSA C22.2 standards. 2-year warranty on parts and workmanship.

### Specifications:

- Dimensions: 4½"H x 14¼"W x 14¼"L (11.4 cm x 36.2 cm x 36.2cm)
- Approvals certified: to UL 61010-1 and CSA-C22.2
- Electrical: 115 VAC, 50/60 Hz, 272 W
- #M7654-1A (582-3572)..... ea

Pyrex® is a registered trademark of Corning Inc.

# MICROSCOPES & SLIDES



## VisionTek® Live Digital Microscope



VisionTek® is a new, live robotic digital pathology microscope for real-time remote interpretations, including rapid intraoperative consultation, same-day second-opinion consults, and on-site cytology evaluations with advanced live or scanned image-sharing capabilities for tumor boards and teaching. VisionTek is the only system which enables simultaneous live review of multiple slides and/or multiple areas of the same slide with time-to-view under 15 seconds. The ability to focus through different planes on live and scanned images eliminates soft-focus issues associated with scanners. The snapshot, partial scan, and whole-slide scanned images are for research use only (RUO) in the USA.

### Features:

- Sharing real-time view and individual remote control of focus and magnification of up to 4 slides at a time
- Rapid scan of partial and/or whole-slide images at multiple focal planes
- Multiple participant screen-sharing and individual control of instrument, including live measurement and annotation tools
- Comparative live view of multiple slides at individual best focal plane
- Simultaneous view and independent control of up to 16 areas of interest from a single slide
- Small footprint and mobility

### Benefits:

- Allows same-day second-opinion consults on live slides from any part of the world, negating slide shipment
- Enables rapid second-opinion consults from stored images, enabling pathologists to work at their own convenience
- Allows sharing pathology information in real-time in tumor boards and in teaching hospitals
- Provides refined primary diagnosis (IHC; CISH)
- Creates the best image plane and magnification of each tissue microarray core simultaneously
- Allows telepathology from various locations, including a frozen section lab, FNA cart, pathologist's office, teaching laboratory, tumor board, or a research bench

#9000, VisionTek® Microscope	ea
(258-0373).....	
#9006, VisionTek® M6	ea
(126-1122).....	
#9009, VisionTek® Slide Carrier	ea
(126-1124).....	
#9011, Uninterrupted Power Supply (UPS), 10 min	ea
(126-1126).....	

## HENRY SCHEIN® GLASS MICROSCOPE SLIDES



22 mm x 22 mm; thickness: 0.17 mm–0.25 mm	
Plain Slide	
(102-7277).....	72/box
Frosted End Slide	
(102-5605).....	72/box
Cover Glass #2, 1-oz Package	
(102-6803).....	ea


## HENRY SCHEIN® ADVANCED CLINICAL MICROSCOPE, G700 SERIES



- Tilting binocular head
  - Infinity corrected plan optics: 2X, 4X, 10X, 40X, 100X Oil
  - 5-place reversed nosepiece
  - Double layer mechanical stage
  - True Kohler illumination
  - Extra-wide-field PL10X eyepieces
  - Swing-out Abbe condenser for 2X objective
  - Phase contrast available
  - Dark field, polarization options
- |                                |    |
|--------------------------------|----|
| #G704, Microscope, Binocular   | ea |
| (570-0437).....                |    |
| #G704T, Microscope, Trinocular | ea |
| (570-0438).....                |    |



## Diamond™ White Glass Microscope Slides




Produced from hand-selected white glass sheets. White glass provides better optical properties than standard microscope slide glass. The slide is so clear that you see the sample, not the slide. The surface of the slide has low sodium-oxide content and provides a better surface for long-term storage.

- Produced from the finest quality optical white glass
- Better optical properties than most microscope slides
- Ground edges, 90° corners
- Packed in high-quality plastic boxes
- Dimensions: 25 mm x 75 mm (+/- 0.5 mm)
- Thickness: 1 mm (+/- 0.05 mm)

#1380-10, Plain	1440/case
(119-1184).....	
#1380-20, Frosted	1440/case
(119-1185).....	
#1380-50B, Frosted Blue	1440/case
(119-5907).....	
#1380-50W, Frosted White	1440/case
(119-1663).....	
#1358B, Charged, Frosted Blue	1440/case
(113-1469).....	
#1358G, Charged, Frosted Green	1440/case
(113-1471).....	
#1358N, Charged, Frosted Orange	1440/case
(113-1473).....	
#1358Y, Charged, Frosted Yellow	1440/case
(113-1476).....	

## CardinalHealth Dakin Slides



Dakin slides provide an optimal viewing and adhering surface for cytological specimens, such as smears for Papanicolaou staining. Each slide is fully frosted on one side so that the entire slide surface can be used for specimen location.

#M6150-1, 25 mm x 75 mm x 1 mm	144/pkg
(288-0923).....	



## Tissue-Tek® SmartWrite® Slide Printer



This high-resolution thermal-transfer printer is designed for on-demand printing of colored identifiers directly onto microscope slides for use in pathology and cytology laboratories. The uniquely formulated thermal ink provides easy-to-read printing that is chemically resistant and smudge-proof when dry. The high resolution (300 dpi) makes it possible to print alpha numeric characters, as well as 2D barcodes and graphics. The printer is optimized for Tissue-Tek SmartWrite White Slides, Charged.

### Features:

- Up to 8-solid-color printing
- 100-slide capacity blue slide holder
- 15-slide output tray capacity
- Thermal-transfer printing
- 300-dpi print quality

#9021, Tissue-Tek® SmartWrite® Slide Printer	ea
(126-1128).....	
#9024, 2-D Barcode Scanner and Stand	ea
(258-0374).....	
#9025, SmartWrite Printer Software	ea
(126-1131).....	
#9026, Control PC with Touch Screen (Optional)	ea
(258-0375).....	



## SHURMark® Microscope Slides for Etching

Feature contrasting dark color on bottom of slides for use with etching labelers. A slide etcher utilizes a diamond stylus to permanently etch the paint from the slide. The etched content is not affected by staining, reagents (including xylene), or physical wear. 90° corner.

### Charged

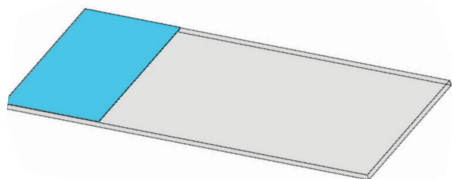
#SM-SCTT-B, Blue/Dark Blue	1440/case
(113-3944).....	
#SM-SCTT-W, White/Black	1440/case
(116-0452).....	
#SM-SCTT-G, Green/Dark Green	1440/case
(217-0443).....	
#SM-SCTT-L, Lilac/Black	1440/case
(217-0444).....	
#SM-SCTT-P, Pink/Red	1440/case
(217-0445).....	
#SM-SCTT-Y, Yellow/Red	1440/case
(217-0446).....	

### Uncharged

#SM-STT-B, Blue/Dark Blue	1440/case
(217-0049).....	
#SM-STT-W, White/Black	1440/case
(217-0456).....	
#SM-STT-G, Green/Dark Green	1440/case
(217-0453).....	
#SM-STT-L, Lilac/Black	1440/case
(217-0454).....	
#SM-STT-P, Pink/Red	1440/case
(217-0455).....	
#SM-STT-Y, Yellow/Red	1440/case
(217-0457).....	



**Available in Beveled Edge and 45° Clipped Corners**



## SHURMark® PLUS Color-Frosted Slides

For Use with Ink-Jet Labelers, Pens, and Pencils Ideal for use with the Leica IP C and Sakura Tissue-Tek® AutoWrite® inkjet printers. The specialty coating is designed to absorb the ink quickly while remaining resistant to reagent exposure and physical wear.

90° Corners, Charged..... 1440/case

Specify:

#SMP-SCTT-B, Blue	(217-0519)
#SMP-SCTT-G, Green	(217-0526)
#SMP-SCTT-L, Lilac	(217-0527)
#SMP-SCTT-P, Pink	(217-0528)
#SMP-SCTT-W, White	(217-0529)
#SMP-SCTT-Y, Yellow	(217-0530)

90° Corners, Uncharged..... 1440/case

Specify:

#SMP-STT-B, Blue	(217-0050)
#SMP-STT-G, Green	(217-0543)
#SMP-STT-L, Lilac	(217-0544)
#SMP-STT-P, Pink	(217-0545)
#SMP-STT-W, White	(217-0546)
#SMP-STT-Y, Yellow	(217-0547)



## SHURMark® Frosted Microscope Slides for Thermo SlideMate™ Printers


Thermo SlideMate™ printers utilize a specialty ribbon formulation, print head, and slide surface to transfer content. The imprints are resistant to reagent exposure and physical wear. The SlideMate™ can print on the SHURMark® Routine Colored, SHURMark® Contrasting, and SHURMark® Frosted Slides. Available in 90° Corner, Beveled Edge, and 45° Clipped Corner. Uncharged.

### Frosted One End, Two Sides

#SM-DSF, 90° Corner	(217-0378)	1440/case
#SM-DSF-B, Beveled Edge	(217-0379)	1440/case
#SM-DSF-45, 45° Clipped Corner	(217-0380)	1440/case

### Frosted One End, One Side

#SM-SSF, 90° Corner	(217-0447)	1440/case
#SM-SSF-B, Beveled Edge	(217-0448)	1440/case
#SM-SSF-45, 45° Clipped Corner	(217-0449)	1440/case



## SHURMark® Microscope Slides for Thermo SlideMate™ Printers, Charged

For Use With Pens and Pencils The Thermo SlideMate™ utilizes a specialty ribbon formulation, print head, and slide surface to transfer content. The imprints are resistant to reagent exposure and physical wear. The SlideMate™ can print on the SHURMark® Routine Colored, SHURMark® Contrasting and SHURMark® Frosted slides. The 45° Clipped Corner and Beveled Edge charged and uncharged options are also designed for use in the Signature Slide Printer. Microscope slides available in 90° Corner, 45° Clipped Corner, and Beveled Edge.

Slides.....ea

Specify:

### 90° Corner

#SM-CCS-B, Blue	(120-1771)
#SM-CCS-G, Green	(217-0311)
#SM-CCS-L, Lilac	(217-0312)
#SM-CCS-P, Pink	(217-0313)
#SM-CCS-W, White	(217-0314)
#SM-CCS-Y, Yellow	(217-0315)

Slides.....ea

Specify:

### Beveled Edge

#SM-CCS-BB, Blue	(217-0305)
#SM-CCS-BG, Green	(217-0306)
#SM-CCS-BL, Lilac	(217-0307)
#SM-CCS-BP, Pink	(217-0308)
#SM-CCS-BW, White	(217-0309)
#SM-CCS-BY, Yellow	(217-0310)

Slides.....ea

Specify:

### 45° Clipped Corner

#SM-CCS-45B, Blue	(217-0316)
#SM-CCS-45G, Green	(217-0317)
#SM-CCS-45L, Lilac	(217-0318)
#SM-CCS-45P, Pink	(217-0319)
#SM-CCS-45W, White	(217-0320)
#SM-CCS-45Y, Yellow	(217-0321)



## SHURMark® Frosted Microscope Slides for Thermo SlideMate™ Printers

Thermo SlideMate™ printers utilize a specialty ribbon formulation, print head, and slide surface to transfer content. The imprints are resistant to reagent exposure and physical wear. The SlideMate™ can print on the SHURMark® Routine Colored, SHURMark® Contrasting, and SHURMark® Frosted Slides. Available in 90° Corner, Beveled Edge, and 45° Clipped Corner. Charged.

### Frosted One End, Two Sides

#SM-DSFC, 90° Corner	(217-0381)	1440/case
#SM-DSFC-B, Beveled Edge	(217-0382)	1440/case
#SM-DSFC-45, 45° Clipped Corner	(217-0383)	1440/case

### Frosted One End, One Side


#SM-SSFC, 90° Corner	(217-0450)	1440/case
#SM-SSFC-B, Beveled Edge	(217-0451)	1440/case
#SM-SSFC-45, 45° Clipped Corner	(217-0452)	1440/case



## Microscope Cover Glass

Vacuum Pack, 10 oz

#1401-10, 18 mm x 18 mm, #1 Thickness	(424-0016)	10/box
#1401-20, 18 mm x 18 mm, #2 Thickness	(424-0017)	10/box
Contains: 10 packs/box (10 oz.)		
#1402-10, 20 mm x 20 mm, #1 Thickness	(424-0018)	10/box
Contains: 10 packs/box (10 oz.)		
#1402-20, 20 mm x 20 mm, #2 Thickness	(424-0019)	10/box
Contains: 10 packs/box (10 oz.)		
#1404-10, 22 mm x 22 mm, #1 Thickness	(424-0020)	10/box
Contains: 10 packs/box (10 oz.)		
#1404-20, 22 mm x 22 mm, #2 Thickness	(424-0021)	10/box
Contains: 10 packs/box (10 oz.)		
#1405-10, 24 mm x 24 mm, #1 Thickness	(424-0022)	10/box
Contains: 10 packs/box (10 oz.)		
#1405-20, 24 mm x 24 mm, #2 Thickness	(424-0023)	10/box
Contains: 10 packs/box (10 oz.)		
#1407-10, 22 mm x 32 mm, #1 Thickness	(424-0024)	10/box
Contains: 10 packs/box (10 oz.)		
#1407-20, 22 mm x 32 mm, #2 Thickness	(424-0025)	10/box
Contains: 10 packs/box (10 oz.)		
#1408-10, 24 mm x 32 mm, #1 Thickness	(424-0026)	10/box
Contains: 10 packs/box (10 oz.)		
#1408-20, 24 mm x 32 mm, #2 Thickness	(424-0027)	10/box
Contains: 10 packs/box (10 oz.)		
#1411-10, 22 mm x 40 mm, #1 Thickness	(424-0028)	10/box
Contains: 10 packs/box (10 oz.)		
#1411-20, 22 mm x 40 mm, #2 Thickness	(424-0029)	10/box
Contains: 10 packs/box (10 oz.)		
#1412-10, 24 mm x 40 mm, #1 Thickness	(424-0030)	10/box
Contains: 10 packs/box (10 oz.)		
#1412-20, 24 mm x 40 mm, #2 Thickness	(424-0031)	10/box
Contains: 10 packs/box (10 oz.)		
#1414-20, 22 mm x 50 mm, #2 Thickness	(424-0033)	10/box
Contains: 10 packs/box (10 oz.)		
#1415-10, 24 mm x 50 mm, #1 Thickness	(424-0034)	10/box
Contains: 10 packs/box (10 oz.)		
#1415-15, 24 mm x 50 mm, #1.5 Thickness	(424-0035)	10/box
Contains: 10 packs/box (10 oz.)		
#1415-20, 24 mm x 50 mm, #2 Thickness	(424-0036)	10/box
Contains: 10 packs/box (10 oz.)		
#1418-10, 22 mm x 60 mm, #1 Thickness	(424-0037)	10/box
Contains: 10 packs/box (10 oz.)		
#1418-20, 22 mm x 60 mm, #2 Thickness	(424-0038)	10/box
Contains: 10 packs/box (10 oz.)		
#1419-10, 24 mm x 60 mm, #1 Thickness	(424-0039)	10/box
Contains: 10 packs/box (10 oz.)		





## SHURMark® Cover Glass

Our premium cover glass is made from pure white flat sheets of hydrolytic Class I borosilicate glass (refractive index  $n_e=1.525\pm 0.0015$ ) in accordance with Din ISO 8255-1:2003-05. Ultrasonically precleaned, packaged in plastic boxes with moisture-absorbing desiccant, and then hermetically sealed in outer packaging for longer shelf life in humid environments. No auto-fluorescence. Ideal for use in automated coverslipping instruments.

Thickness: 0.13 mm–0.17 mm..... 10/pkg  
Specify:

#SM-1818-1, 18 mm x 18 mm	(217-0461)
#SM-2020-1, 20 mm x 20 mm	(217-0465)
#SM-2222-1, 22 mm x 22 mm	(217-0467)
#SM-2230-1, 22 mm x 30 mm	(217-0470)
#SM-2232-1, 22 mm x 32 mm	(217-0472)
#SM-2240-1, 22 mm x 40 mm	(217-0474)
#SM-2250-1, 22 mm x 50 mm	(217-0477)
#SM-2260-1, 22 mm x 60 mm	(217-0480)
#SM-2424-1, 24 mm x 24 mm	(217-0482)
#SM-2430-1, 24 mm x 30 mm	(217-0484)
#SM-2432-1, 24 mm x 32 mm	(217-0487)
#SM-2440-1, 24 mm x 40 mm	(217-0489)
#SM-2450-1, 24 mm x 50 mm	(217-0492)
#SM-2455-1, 24 mm x 55 mm	(217-0495)
#SM-2460-1, 24 mm x 60 mm	(217-0498)
#SM-2530-1, 25 mm x 30 mm	(217-0500)
#SM-2540-1, 25 mm x 40 mm	(217-0503)
#SM-2550-1, 25 mm x 50 mm	(217-0505)

Thickness: 0.16 mm–0.19 mm..... 10/pkg  
Specify:

#SM-2222-1A, 22 mm x 22 mm	(217-0468)
#SM-2240-1A, 22 mm x 40 mm	(217-0475)
#SM-2250-1A, 22 mm x 50 mm	(217-0478)
#SM-2430-1A, 24 mm x 30 mm	(217-0485)
#SM-2440-1A, 24 mm x 40 mm	(217-0490)
#SM-2450-1A, 24 mm x 50 mm	(217-0493)
#SM-2455-1A, 24 mm x 55 mm	(217-0496)
#SM-2530-1A, 25 mm x 30 mm	(217-0501)



## SHURMount™ Low Viscosity Mounting Medium

LC-A

- Low viscosity, xylene-based mounting medium for automated coverslippers
- No fading or yellowing during long-term storage
- Compatible with xylene and toluene staining procedures
- Ideal for using on automated stainer
- Refractive index is 1.484

#LC-A, 16 oz Bottle  
(217-0032).....4/case



## SHURMount™ Mounting Medium

LC (Liquid Coverglass)

- No-glass coverslips, liquid cover glass
- Ideal for uneven or thick sections
- Toluene-based media; compatible with most staining procedures
- Easily removable
- Refractive index near 1.48

#LC, 4-oz Bottle  
(106-7123)..... 12/case



## Tissue-Tek® Film™ Automated Coverslipper



This automated coverslipper represents the next level of reliability and maintenance-free operation, and features the latest technology to minimize coverslipping issues. Adhesive-backed film is activated by solvent to provide the perfect complement for final slide preparation. A precisely measured coverslip and just the right amount of solvent are applied to each slide to produce virtually flawless slides for review. Whether this system is operated with the Tissue-Tek® Prisma™ or on its own, the Tissue-Tek® Film™ provides full coverslipping convenience, with confidence to spare.

### Features:

- Precisely dispenses solvent, ensuring adequate coverage for the length of the slide
- Coverslipped slides are easily accessed in a removable carousel that accommodates 12 slide baskets
- Holding area keeps slides immersed in solvent while enabling robotic transfer of slides from stainer to coverslipper
- Coverslips up to 1080 slides per hour

#4743, Coverslipper With Barcode System	(126-0922)..... ea
#4740, Coverslipper Without Barcode System	(258-0283)..... ea
#4770, Tissue-Tek® Coverslipping Film	(126-0928)..... 5/case



## SHURMount™ II Automated Glass Coverslipper

- Exclusive dispensing system provides bubble-free coverslipping: Ideal for crowded workspaces, the small footprint gives labs maximum flexibility for instrument layout and workflow design
- A processing time of approximately 14 seconds per slide makes this coverslipper a great choice for high-volume labs
- The SHURMount™ can be used as a stand-alone unit or in combination with other automated stainers
- The unit's front panel interface provides complete control over all coverslipping functions

#SMAGC-II, SHURMount™ II Automated Glass Coverslipper. Loading capacity: 60 slides.  
(217-0514)..... ea

Contains: 3 #SMAGC-SB Slide Baskets (20-slide capacity each), 3 storage racks, and 3" x 20" basket container with lid, mountant container and #SMAGC-CH universal Coverslip Hopper.

#SMAGC-CF, Carbon Filter for Ventilation Assembly  
(217-0512)..... ea

#SMAGC-CH, Coverslip Hopper  
(217-0513)..... ea

#SMAGC-SB, Spare Slide Baskets Black, 20-slide capacity  
(217-0516)..... ea

#SMAGC-VA, Ventilation Assembly (includes 1 carbon filter)  
(217-0517)..... ea



## Tissue-Tek® Glas™ g2 Glass Coverslipper



Combining traditional glass coverslipping with the convenience of automation, the Tissue-Tek® Glas™ g2 represents the next level of reliability and maintenance-free operation. Offering the latest technology to minimize coverslipping issues, it delivers up to 400 slides per hour reliably. Its smart, simple design makes it easy to operate—load up to 60 slides at one time and walk away. In just minutes you'll have crystal clear, bubble-free coverslipped slides ready for review. Whether this system is operated with the Tissue-Tek® Prisma® or on its own, the Tissue-Tek® Glas™ g2 provides full coverslipping convenience with confidence.

### Features:

- Up to 9 programs accommodate 8 different sizes of glass coverslips
- Mounting medium is automatically and precisely applied to ensure a secure bond with traditional glass coverslips
- Holding area keeps slides immersed in solvent while enabling robotic transfer of slides from stainer to coverslipper
- Coverslipped slides are easily accessed from the unloading station that accommodates up to 12 slide baskets
- Sensors identify all empty and full positions, automatically moving racks to the next open space for true walkaway operation
- Built-in safeguards ensure that all runs currently in progress are completed before mounting medium or glass coverslip supplies are depleted

#6500, Glass Coverslipper Without Barcode Reader  
(126-1024)..... ea

#6503, Glass Coverslipper With Barcode Reader  
(126-1025)..... ea

#6415, Coverslips and Easy Holder, 24 mm x 40 mm  
(126-1014)..... 1000/case

#6416, Coverslips and Easy Holder, 24 mm x 50 mm  
(258-0344)..... 1000/case

#6417, Coverslips and Easy Holder, 24 mm x 60 mm  
(126-1015)..... 1000/case

#6168, Link Between Tissue-Tek Prisma® and Tissue-Tek® Glas™ g2  
(258-0343)..... ea

#6419, Tissue-Tek® Glas™ Mounting Medium, 16 oz  
(258-0345)..... ea

#6423, Anti-Drying Bottle  
(258-0346)..... ea

#6430, Waste Container  
(258-0348)..... ea

#6433, Priming Bottle  
(126-1022)..... ea

#6504, Receiving Rack  
(126-1026)..... ea

#6505, Waste Bottle  
(126-1027)..... ea

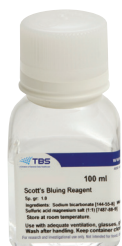
#6506, Exhaust House Assembly, 38 mm Diameter  
(126-1028)..... ea

#6507, Exhaust House Assembly; 75 mm Diameter  
(126-1029)..... ea



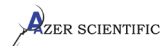
## Routine Stains

- #R-SB1G, Scott's Bluing Reagent, 1 gal (217-0035)..... ea
- #E-YP50GR, Eosin Y Certified Powder, 50 gm (217-0158)..... ea
- #E-1Y1P, Eosin Y, 1%, 16 oz (217-0159)..... ea
- #H-G21L, Gill 2 Hematoxylin (217-0168)..... ea
- #H-G31-L, Gill 3 Hematoxylin (217-0169)..... ea
- #H-HAMF-1P, Harris Hematoxylin, Acidified, Mercury-free (217-0170)..... ea
- #L-B1G, Lithium Blue, Buffered, 8.0 pH (217-0171)..... ea



## Histology/Cytology Solutions and Stains

- Made in the USA
- #400631, Cytology Fixative, 4 oz Pump Bottle (437-7476)..... ea
- #400600, Eosin Y Stain 1% (Alcoholic), 16 oz Bottle (113-4902)..... ea



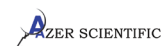
## Eosin-Y Stain, Alcoholic

- This fast-acting, alcoholic counterstain provides excellent delineation of cytoplasmic components. Provides at least 3 shades of pink, showing different intensities of erythrocytes, collagen, and the cytoplasm of muscle or epithelial cells.
- #ES709, 16 oz (443-0084)..... 4/case
  - #ES710, 1 gal (121-4266)..... 4/case



## Special Stains

- #SPS-ABP, Alcian Blue PAS Stain Kit, 500 mL (217-0554)..... ea
- #SPS-CI, Colloidal Iron Stain Kit, 500 mL (217-0555)..... ea
- #SPS-F, Fontana Masson Stain Kit (217-0556)..... ea  
Contains: 100 mL ammonium hydroxide and 500 mL of each: silver nitrate, gold chloride, and nuclear fast red in Nalgene bottles.
- #SPS-GE, Verhoeff Van Gieson Elastin Stain Kit, 500 mL (217-0557)..... ea
- #SPS-GSI, Gram's Stain Kit with Iodine, 1 gal (217-0558)..... ea
- #SPS-MG, Differential Quik Stain Kit (Modified Giemsa), 500 mL (217-0559)..... ea
- #SPS-MTS, Masson's Trichrome Stain Kit (217-0560)..... ea  
Contains: 250 mL of Weigert's iron hematoxylin A & B and 500 mL of each: Bouin's fixative, Biebrich scarlet-acid fuchsin solution, phosphotungstic/phospholybdic acid, aniline blue and 1% acetic acid in Nalgene bottles.
- #SPS-PAS, Periodic Acid Schiff (PAS) Stain, 250 mL (217-0561)..... ea
- #SPS-PBI, Prussian Blue Iron Stain Kit (reaction for demonstration of iron), 250 mL (217-0562)..... ea
- #SPS-ZN, AFB Ziehl-Neelson Kit (hot method), 8 oz (217-0563)..... ea




## Ultra Hematoxylin

- Designed to provide the end user with a uniquely formulated stain that can be used in place of Gill hematoxylin.
- Does not require daily filtering and does not form metallic sheens
  - Provides unsurpassed nuclear chromatin delineation with no affinity for background or mucin staining
- #ES36101, 500 mL (125-2088)..... 4/case
  - #ES36157, Ultra Bluing Reagent, 1 gal (125-2106)..... 4/case



## Erado-Sol® Stain Remover

- A fast and effective biological and chemical stain remover that removes most medical and histological stains from hands, plastic, glassware, lab coats, floors, and laboratory equipment and surfaces. Phosphate-free, biodegradable, and pH neutral (7-8). Easy to apply—simply rub in gently and stain is gone in a matter of seconds. Rinse with water.
- Erado-Sol removes:
- Wright stain
  - Fresh blood
  - Iodine
  - Lugol's stain
  - Most medical and histological stains
- #207-32, 32 oz (154-6143)..... ea



## Bluing Reagent

- Used to blue tissue sections and enhance nuclear detail
  - Can replace harmful washes or rinses that may damage tissue
- #ES745, 1 gal (121-4270)..... ea



## Lugol's (Rx) Solution

- Topical Anti-Infective Agent  
This powerful anti-infective agent contains an aqueous solution of iodine and is used in cervical cancer screening. Convenient 8 mL, light-resistant amber glass vials for single usage. Includes applicators.
- Used for staining cervical and vaginal mucosa during colposcopic evaluations of abnormal Pap smears
  - Less painful or irritating than alcoholic solutions when applied to cuts
  - Potassium iodide added to increase the solubility of the iodine
- #0111-8, 8 mL Unidose Vials (812-0004)..... 12/box



## Lugol's Solution

- Strong iodine contrast agent for identification of diseased tissue.
- 8 mL Bottle with Applicator (100-9046)..... 12/box



## Monssel's (Rx) Solution

- Formula to help control bleeding during biopsy, LLETZ, and laser procedures. Widely known as ferric-subsulfate solution, it is less irritating than ferric-sulfate solution, owing to the smaller proportion of sulfuric acid. Convenient 8-mL, light-resistant amber glass vials for single usage. Includes applicators.
- Used as a styptic in its undiluted form
  - Soluble in water or alcohol
- 8 mL Unidose Vial (812-0005)..... 12/box
  - 2 oz Amber Bottle (117-6865)..... ea



## Monssel's Thickened Solution

- May be applied to surgical site following excision of diseased tissue.
- 8 mL Bottle with Applicator (100-9284)..... 12/box



# SLIDE STAINING



## Tissue-Tek® Prisma® Automated Slide Stainer



The most flexible multiple stainer on the market, with a wide range of configurations for routine and special staining. The Prisma® offers the unique ability to process H&E stains and special stains, as an option, at the same time. By allowing concurrent runs of routine and special stain techniques, this instrument enables histology labs to easily automate a wide range of stain processes for consistent results with uncompromised quality.

### Features:

- The availability of 3 different volume reagent reservoirs optimizes reagent usage and decreases operating costs
- Reagent use is optimized through the availability of various slide capacity reservoirs
- Convenient transfer trays make reagent replacement and disposal a cinch
- Intuitive software enables rapid, easy scheduling of staining runs, eliminating workflow bottlenecks
- High-capacity drying stations eliminate the need for offline slide drying in countertop ovens

#6130, Prisma®, Standard Configuration (258-0334).....	ea
#6131, Prisma®, Special Staining Configuration (126-0992).....	ea
#6160, Activated Carbon Filter (258-0339).....	2/case
#4768, 20-Slide Basket (258-0285).....	10/case
#6136, 20-Slide Basket Adapter (258-0335).....	ea



## Histo-Tek® SL Slide Stainer

Offers multiple staining protocols to automate manual staining. Based on current workload demands, the system can handle up to 4 sets of 30 slides at a time. The operator selects from 15 methods stored in memory, presses "Run," and walks away. It is a simple but intelligent instrument for unsurpassed productivity—slide after slide.

### Features:

- Built-in fume extraction
- Special stains reservoirs
- User-defined programming
- Throughput up to 120 slides per hour

#1900, Histo-Tek® SL Slide Stainer (126-0812).....	ea
#1901, 30-Slide Basket (126-0813).....	4/case
#1902, 30-Slide Basket Adapter (126-0814).....	ea
#1912, Carbon Filter (126-0823).....	ea



## Tissue-Tek® Manual Slide Staining Set

The Slide Staining Set can be used for histological or cytological staining procedures. The set provides simultaneous use of up to 12 solution wells, each deep enough to permit total immersion of 2.5 cm to 7.6 cm slides. The tamped metal frame is solvent-resistant, with a snap-locking cover that prevents spills. Ten white polypropylene dishes and 2 green, solvent-resistant dishes are included. Tight-fitting lids for each solution dish help eliminate evaporation. Comes complete with 12 dishes and lids, a 12-unit metal carrier, and a drain tray cover. Accessories for the Slide Staining Set include green and white staining dishes and a 24-slide holder with detachable handle.

#4451, Slide Staining Set (258-0266).....	ea
Staining Dish.....	12/case
Specify:	
#4456, Staining Dish, Green (258-0267)	
#4457, Staining Dish, White (258-0268)	
#4465, 24-Slide Slide Holder with Detachable Handle (258-0269).....	6/case



## SHURStain™ Linear Stainer for Tissue Processing

#SS-2030-120 (217-0584).....	ea
---------------------------------	----




## SHURStain™ H&E Slide Stainer

For automated H&E slide staining, labs need flexibility, dependability, and ease of use. The SHURStain™ Slide Stainer delivers on all three, and more. Features such as continuous loading and multiprotocol management make it a great choice for busy labs. The SHURStain™ is only 36" wide and can be placed on a countertop. This is ideal for labs with crowded workspaces. SHURStain™ H&E Slide Stainer is equipped with a resistive 6½" color touchscreen that can store 50 programs with 50 steps per program. The rinse stations are software-programmable for 1 station, and individually adjustable for 5 stations. A USB port allows the technician to manage protocols on any computer and then import them onto the stainer with ease. The USB drive also allows the lab to export data from the interface for easier data logging and protocol management.

#SS-3030-120 (116-4202).....	ea
---------------------------------	----



## SHURStain™ Manual Stainers



The SHURStain™ system utilizes customizable manual stainer racks that are designed for the needs of today's lab, where increased reliability, efficiency, throughput, accuracy, and safety are all critical factors for delivering the highest quality care to your patients. These modular stainers enable you to select the number of individual staining positions necessary to meet your histology, cytology, dermatology, immunohistochemical, hematology, microbiology, or special staining application. They are produced in 3-, 6- & 12-well configurations, and multiple units can be interlocked back to back to increase staining volume capabilities. The system offers easy access with minimal solvent loss—sliding lids keep stains and reagents covered when not in active use, preventing unwanted evaporation. Interlocking design allows multiple units to be attached together.

### Stainer accessories:

- Digital timer attaches directly to the stainer with convenient bracket
- Green and white 250-mL replacement wells
- Built-in cut-out handles to conveniently move stainers around the lab
- Sliding lids open from either end to minimize reagent evaporation—no need to replace individual lids during daily use

#SS-3L, 3-Position Stain Rack (217-0587).....	ea
#SS-6L, 6-Position Stain Rack (217-0590).....	ea
#SS-12L, 12-Position Stain Rack (116-0128).....	ea
#SS-SRG-24, Staining Slide Rack, 24-Position, ABS, Grey (217-0579).....	5/pkg
#SS-WLG, Staining Dish, 24-Position, ABS, Green, Solvent Resistant (217-0580).....	15/case
#SS-WLW, Staining Dish, 24-Position, ABS, White (217-0581).....	15/case
#SS-DT, Digital Timer, with countdown, built-in memory, loud alarm & large display (217-0571).....	ea
#SS-LS-3L, Label Strip, Replacement Strip for SS-3L with 3 data-entry positions, 8" (217-0573).....	12/pkg
#SS-LS-6L, Label Strip, Replacement Strip for SS-6L with 6 data-entry positions, 15" (217-0574).....	12/pkg
#SS-LS-12L, Label Strip, Replacement Strip for SS-12L with 12 data-entry positions, 28" (217-0572).....	12/pkg



## Glass Staining Dishes



#SD-10-G, Horizontal Staining Dish, 10 Positions (217-0258).....	5/pkg
#SD-5-G, Vertical Staining Dish, 5 Positions (217-0259).....	5/pkg

## Simport EasyDip™ Slide Staining Rack



Rack will hold up to 12 microscope slides with dimensions such as 75 mm x 25 mm, (3" x 1") and even 76 mm x 26 mm and with a thickness of 1.0 mm to 1.2 mm. The slides fit into individual slots for free passage and rapid drainage of staining fluids. Since they are placed vertically in the rack and not horizontally, their writing area will not be stained by the fluid, allowing their removal without the use of forceps. The lid completely covers the EasyDip™ Slide Staining Jar to minimize spill and evaporation. A handle is permanently attached to the rack for easy insertion and removal of slides without the user's fingers touching the solution.  
#M905-12DGY, Dark Gray  
(115-1897).....6/case

## Simport StainTray™ Slide Staining System



The StainTray™ has a black base made of tough ABS plastic that can withstand a wide range of chemicals (avoid chlorinated hydrocarbons). It will accept up to 20 slides on four plastic rails covered with a polymer strip to hold slides perfectly even if tray is held at an angle. When humidity is needed, wells between rails will hold up to one mL of water securely without splashing. Middle wells will hold up to 2 mL each. Rails are raised not only to avoid water touching the slides but to make them more easily retrievable. The base will also hold excess stain solution dripping from the slides. Four rubber feet ensure greater base stability. Units are stackable for space-saving purposes. Slide-Staining System.....ea

Specify:  
#M920-1, Base with Clear Lid (115-1904)  
#M920-2, Base with Black Lid (115-1905)  
#M921-1, Clear Lid Only (115-1906)  
#M921-2, Black Lid Only (115-1907)


## WHEATON™ Staining Jar with Cover, 8-10 Slide Unit



- The jar holds 8 single 3" x 1" (75 mm x 25 mm) slides vertically, or 16 slides back to back
- This jar's wide top is designed for convenience in transferring slides, making it especially suitable for staining slides that are inscribed on one end
- Manufactured from soda-lime glass
- Approximate inside bottom dimensions: 47 mm L x 26 mm W x 85 mm D

#900620  
(986-0154).....6/case


## UNICO® Slide Staining Rail



- Durable stainless-steel construction
- 24"-long rails hold up to 22 slides
- Fits sinks or trays up to 21" wide
- Stain, rinse, drain, and dry quickly and easily
- Measures 1"H x 24"W x 3½"D

(111-7762).....ea

## UNICO® Slide Drying Rack



- Dry and organize up to 30 slides at a time
- Space-saving design, small footprint
- Organize slides in rows: 6 rows of 5 slides
- Measures 2½"H x 8½"W x 5"D

(111-7667).....ea



## SHURDry™ Slide Dryer III

- High-capacity rapid slide dryer/oven/incubator
- See-through glass allows for easy content monitoring: Convenient for cleaning and provides the histologist the visibility needed for examining contents without releasing heat by opening doors
- Keeps paraffin liquefied in between runs: SHURDry™ III design makes storage of melted paraffin for microwave processing highly efficient—eliminates the need to remelt the paraffin and can save on waste and consumable cost
- Large capacity interior accommodates an assortment of glassware and racks: Adjustable shelf can accommodate any size slide rack or bowl that needs to be kept warm.
- Operator-defined programs to control drying times: The control panel utilizes 6 function keys that are available with 2 built-in timers for multiuser drying times. Keys can be programmed to a different time and an alarm will sound when an item is ready to be removed.
- Small footprint: Fits on countertops

#SD-III-120, SHURDry™ Slide Dryer III, 100 V–120 V, 60 Hz, 6.2 Amps (116-0443).....ea  
#SD-III-220, SHURDry™ Slide Dryer III, 220 V–240 V, 50/60 Hz, 3 Amps (217-0257).....ea  
#SD-AS, Shelf for Slide Dryer III, for additional space utilization (217-0255).....ea  
#RFL-9W, Fluorescent Lamp, Replacement for SD-III, 9 W (217-0185).....2/pkg



## SHURClean™ Open-Front Fume Hood



Provides adequate ventilation to safely and effectively protect technicians from the hazardous fumes associated with the chemicals and solvents used in the lab. Offers the perfect ventilation system for histologist to perform grossing applications for xylene and formaldehyde fume containment. The innovative design has available 6" exhaust ports that can be top or rear mounted for areas where external ventilation is available. It's an ideal solution for adding fume hoods to existing labs without the need for extensive equipment reconfiguration. The open front accommodates reagent bowls when used with microwave tissue processors, or convenient access for multiple applications. Xylene-resistant panels. Available in 2 size options: 36" or 48".  
#SC-36WOME-RV, Fume Hood, 36" (217-0240).....ea  
#SC-48WOME-RV, Fume Hood, 48" (217-0242).....ea



## SHURClean™ Fume Hoods

Our fume hoods safely and effectively protect technicians from the hazardous fumes associated with the chemicals and solvents used in the lab. With top- or rear-mounted 6" exhaust ports for installations where external ventilation is available.  
#SC-36WOME-TV, Fume Hood, 36"W (116-4285).....ea  
#SC-48WOME-TV, Fume Hood, 48"W (116-4286).....ea



## SHURClean™ Downdraft Fume Extractor



Offers the perfect ventilation system for histologists to safely perform manual coverslip applications that utilize a Xylene-based mounting medium. The microprocessor-controlled fume hood is ductless, portable, and easy to clean. It offers an unobstructed work surface and a user-friendly control panel.  
#SC-DD-120 (123-5827).....ea



## Premium Microscope Slide Boxes



Slide boxes are perfect for storing or transporting standard-size slides (25 mm x 75 mm and 1" x 3").

- Molded, rigid boxes hold slides securely in grooved slots
- Durable ABS plastic
- Both lining and slots are numbered to correspond to the side inventory sheet
- Cork lining

25 Place, Friction Fit Hinge.....ea

Specify:  
 #HS15989A, Blue (720-0030)  
 #HS15989B, Green (720-0031)  
 #HS15989C, Red (720-0032)  
 #HS15989E, White (720-0033)

100 Place, Nickel Clasp Hinge..... ea

Specify:  
 #HS15994A, Blue (720-0034)  
 #HS15994B, Green (720-0035)  
 #HS15994C, Red (720-0036)  
 #HS15994D, Yellow (720-0037)  
 #HS15994E, White (720-0038)  
 #HS15994F, Gray (720-0039)



## Cardboard 20-Slide Tray



Cardboard slide trays hold standard slides (25 mm x75 mm and 1" x 3").

- Horizontal compartments are recessed to protect specimens when cover is closed
- Features a thumb cut for easy slide removal
- Disposable

#HS9902, Black (720-0042).....ea



## SHURStor™ Slide and Cassette Storage Files

For permanent cassette and microscope slide storage. Lightweight, yet sturdy. An affordable price allows you to store 5,000 cassettes or 20,000 slides.

#SF-S, Slide Storage File  
 With 4 drawers. Capacity: 2000 slides/file;  
 10 stackable files/case. 3½"H x 11½"W x 11½"D  
 (113-9628)..... 10/case

#SF-B, Tissue Block Storage  
 With 8 drawers. Capacity: 500 cassettes/file;  
 10 stackable files/case. 3½"H x 11½"W x 11½"D  
 (114-7429)..... 10/case



## Simport Modular Storage

This drawer provides permanent storage and identification of up to 165 embedding rings or 250 cassettes per drawer. It is stackable to any convenient height, thanks to interlocking ridges on top and bottom. Made of high-impact resistant plastic. Identification labels included. 15¾"W x 9¼"D x 2¾"H (115-1677)..... 6/case




## Simport SlideFolder™ Microscope Slide Holder

The SlideFolder™ will hold up to 20 standard microscope slides 75 mm x 25 mm (3" x 1") and is made of 2 parts: a base holding the slides horizontally, offering numbered spaces for easy identification, and transparent doors that can either cover the slides or be swung behind the SlideFolder™ for space-saving purposes. The 2 transparent hinged covers offer a full view of each slide without having to remove it from its position in the SlideFolder™, and allow easy reading of ID labels with or without an optical bar-code reader. All units are stackable and take minimal space on laboratory tables or shelves.

Slide Holders.....10/case


Specify:  
 #M750-20ASorted, 2 of Each Color (115-1875)  
 #M750-20B, Blue (115-1876)  
 #M750-20G, Green (115-1877)  
 #M750-20GY, Gray (115-1878)  
 #M750-20W, White (115-1879)  
 #M750-20Y, Yellow (115-1880)



## Cyto-Tek® Mailer

The Cyto-Tek Mailer offers a very economical solution to securely mail up to 5 slides, with separation. With its positive lock and flip-top, microscope slides will always be secured when mailing. Designed to protect 76 mm x 26 mm size microscope slides, with thickness ranges from 0.8 mm to 1.2 mm.

#4310 (126-0908)..... 100/case



## Cardboard Storage Files for Cassettes or Microscope Slides

- Holds up to 500 tissue blocks or 2000 slides
- Sturdy and easy to assemble
- Stackable, interlocking design
- Front drawer is designed for easily indexing contents
- 4"H x 12"W x 11"L

#ES080, Tissue Block Storage File, 8-Drawer (121-4243)..... 10/case

#ES040, Microscope Slide Storage File, 4-Drawer (121-4240)..... 10/case



## Tissue-Tek® Uni-Cassette® Filing Cabinet

Provides a permanent storage and reference unit for blocks embedded in Tissue-Tek Embedding Rings and Cassettes. The filing cabinets are stackable and accommodate 1000 rings or 1500 cassettes. One-piece construction eliminates hinges and doors and provides dust-free storage. Includes 6 impact-resistant plastic drawers with identification area.

#4192 (258-0252)..... ea



## Tissue-Tek Lab Aid Filing Cabinet System

The Lab Aid system allows convenient storage and retrieval of microscopic slides or transparencies. The 25-mm drawer section is designed to hold 26 mm x 76 mm microscopic slides. Each section contains 14 drawers, with a capacity of 465 slides per drawer. The 50-mm drawer section is designed to hold 50 mm x 50 mm transparencies or 76 mm x 50 mm microscopic slides. The drawer section is complete with 7 drawers, which will accommodate 271 slides per drawer. The system is constructed of welded steel for durability and requires 0.23 square meters of floor space. Slide backstops easily attach to the inside of the drawers to hold slides in place when drawer is not full. Also available is a slide liner (spring) to hold slides upright during the drying process.

#4010, Floor Base, Green (126-0845)..... ea

#4011, Floor Base, Beige (258-0199)..... ea

#4012, Top Panel, Green (258-0200)..... ea

#4013, Top Panel, Beige (258-0201)..... ea

#4014, Drawer Section, 14 mm x 25 mm x 76 mm, Green, 6,500 Slides (258-0202)..... ea

#4015, Drawer Section, 14 mm x 25 mm x 76 mm, Beige, 6,500 Slides (258-0203)..... ea

#4016, Drawer Section, 7 mm x 76 mm x 50 mm, Green, 1,897 Slides (126-0846)..... ea

#4017, Drawer Section, 7 mm x 76 mm x 50 mm, Beige, 1,897 slides (126-0847)..... ea

#4018, 25-mm Backstop, Green (126-0848)..... ea

#4019, 25-mm Backstop, Beige (126-0849)..... ea

#4020, Slide Liner (126-0850)..... ea

#4025, 25-mm Vertical Filing Drawer, Beige, 465 Slides (126-0851)..... ea

#4027, 25-mm Vertical Filing Drawer, Green, 465 slides (126-0852)..... ea



## Cyto-Tek® 2500 Cytofluid

The Cyto-Tek 2500 provides optimal cell recovery and advanced preservation of cellular structure in nongynecological monolayer slide preparation. The Cyto-Tek 2500 was designed with enhanced features focusing on user safety, including the introduction of a new, sealable rotor housing with lid that significantly reduces aerosol exposure.

The housing is completely removable and transportable, providing added convenience. Technicians now have the ability to load and unload specimens in vented areas away from the centrifuge, under a fume hood. The Cyto-Tek 2500 has a sleek and modern design and provides the superior clinical performance users have come to expect from Sakura's Cyto-Tek Centrifuges. 100 V to 240 V, 50/60 Hz

- #4300, Cyto-Tek® 2500 Cytofluid (126-0906)..... ea
- #4301, 1-mL Fluid Chamber Kits, Disposable (126-0907)..... 50/case
- #4326, 6-mL/12-mL Base Holder (126-0909)..... 12/case
- #4327, 6-mL Gasket (126-0910)..... 25/case
- #4328, 12-mL Fluid Chamber (126-0911)..... 12/case
- #4331, 6-mL Fluid Chamber (126-0912)..... 12/case
- #4334, 6-mL/12-mL Chamber Cap (126-0913)..... 25/case
- #4337, 12-mL Gasket (126-0914)..... 25/case

## Spray-Cyte® Cytological Fixative

- 1½ oz (168-9697)..... ea

## Pap Smear Kits

- #210070, Pap Smear Bag Kit (121-0820)..... 100/case  
Contains: Pap bag kit, Pap jar with blue caps pre-filled with ethyl alcohol, Rovers® broom, polypropylene slide mailer with single frosted 1-mm slide sealed in a bag with absorbent.
- #893010, Pap Smear Brush (777-2911)..... 50/box  
Contains: 1 Rovers® Broom, Blue.
- #230040, Papkit Classic, 1-Slide (120-0281)..... 500/case  
Contains: 1 of each: Papkit 5012X, slide, wooden scraper, cotton-tipped applicator & fixative pouch.
- #240080, Papkit No-Touch, 2-Slide (120-0153)..... 500/case  
Contains: 2-Slides and 1 of each: Papkit 5035X, wooden scraper, brush, cotton-tipped applicator & fixative pouch.
- #231060, Papkit No-Touch, 1-Slide (989-0021)..... 500/case  
Contains: 1 of each: Papkit Classic 6000XCP, slide, wooden scraper, brush & 1-oz fixative spray.
- #230180, Pap Smear Test Kit, 1 Frosted Slide (110-9058)..... 500/case  
Contains: 1 of each: Papkit 5010X, frosted slide, wooden scraper & 8" brush (no fixative included.)
- #230170, Pap Smear Test Kit, 1-Slide (110-9057)..... 500/case  
Contains: 1 of each: Papkit 6900X, slide, plastic scraper & brush.



## StatSpin® CytoFuge® 2 Centrifuge

The CytoFuge® 2 is the perfect solution for your cyto-centrifuge needs. Its simple, understandable controls and new snap-seal filter concentrators make operation easier than ever before. Samples are processed quickly, silently, and conveniently on any bench or in a safety cabinet. Results are consistent: easy-to-scan monolayer cell presentations of excellent morphologic detail.

### Features:

- Saves money: Costs less than half the price of other cytology centrifuges. Now perform cytology slides in practice, while the patient waits.
  - Improves results: Consistent, high-quality slide preps with simple, standardized procedure
  - Ensures operator safety: Meets standards for mechanical, electrical, and biohazard safety
- #CF02 (972-6142)..... ea



## Disposable Cytology Funnels with Funnel Clips

These cytofunnels with disposable clips are fully compatible with the Shandon Cytospin Centrifuge and are a functional equivalent to the Shandon EZ Cytofunnel®. The plastic clips hold cytology funnels firmly against a microscope slide during the centrifugation process. These high-quality funnels can be used to deposit a thin layer of cells in a clearly defined area of a microscope slide. The single-use filter card effectively absorbs any excess fluid. Single funnel SP4200-598 includes brown filter card to facilitate slower absorption of sparse samples.

- Reliable performance—complete system is fully compatible for use with the Shandon Cytospin® centrifuge
- Easy to use—disposable clips offer reliable performance and improved efficiencies—eliminates the time required to sanitize metal clips
- Savings—cytofunnels and clips are high quality and a lower cost alternative to other cytology funnel systems

- #CH4200-602, Disposable Cytology Funnel Clip (288-0430)..... 50/pkg
  - #SP4200-597, Single Funnel with White Filter Card (584-2649)..... 10/case
  - #SP4200-595, Double Funnels with White Filter Card (584-2648)..... 10/case
  - #SP4200-596, Double Funnels with White Filter Card, Bulk Pack (582-3939)..... 500/case
- Cytospin and Cytofunnel are registered trademarks of Thermo Electron Corp.



## Reagents Solutions

### • Made in the USA

- #400405, Acetic Acid 0.25%, 16 oz (309-2183)..... ea
- #400410, Acetic Acid 1%, 16 oz (781-9619)..... ea
- #400420, Acetic Acid 3%, 16 oz (740-8432)..... ea
- #400422, Acetic Acid 3%, 1 gal (108-0471)..... ea
- #400450, Acetic Acid 5%, 16 oz (666-5674)..... ea
- #400452, Acetic Acid 10%, 16 oz (108-3646)..... ea
- #400458, Acetone, 4 oz (108-0473)..... ea
- #400460, Acetone, 16 oz (309-2688)..... ea
- #400461, Acetone, 1 gal (108-0480)..... ea
- #400550, Trichloroacetic Acid 5%, 4 oz (108-9917)..... ea
- #400559, Trichloroacetic Acid 10%, 4 oz (600-3194)..... ea
- #400560, Trichloroacetic Acid 10%, 16 oz (108-0914)..... ea
- #400552, Trichloroacetic Acid 15%, 4 oz (106-9941)..... ea
- #400553, Trichloroacetic Acid 15%, 16 oz (291-0494)..... ea
- #400555, Trichloroacetic Acid, 20%, 4 oz (483-9095)..... ea
- #400554, Trichloroacetic Acid 20%, 16 oz (819-2602)..... ea
- #400557, Trichloroacetic Acid 25%, 4 oz (747-5379)..... ea
- #400566, Trichloroacetic Acid 30%, 16 oz (472-4346)..... ea
- #400564, Trichloroacetic Acid 35%, 4 oz (938-4830)..... ea
- #400565, Trichloroacetic Acid 35%, 16 oz (307-9462)..... ea
- #400562, Trichloroacetic Acid 50%, 4 oz (437-8054)..... ea
- #400563, Trichloroacetic Acid 50%, 16 oz (426-8486)..... ea
- #400567, Trichloroacetic Acid 80%, 15 mL (877-9174)..... ea
- #400569, Trichloroacetic Acid 80%, 4 oz (600-4768)..... ea
- #400568, Trichloroacetic Acid 80%, 16 oz (240-3626)..... ea
- #400572, Trichloroacetic Acid 85%, 4 oz (907-5638)..... ea
- #400573, Trichloroacetic Acid 85%, 16 oz (437-8961)..... ea
- #400577, Trichloroacetic Acid 100%, 4 oz (437-7453)..... ea

Call:  
**1-800-P-SCHEIN**  
 (1-800-772-4346)  
 8:00am-8:30pm (et)

Fax:  
**1-800-329-9109**  
 24 Hours

[www.henryschein.com/medical](http://www.henryschein.com/medical)

**HENRY SCHEIN®**  
 Henry Schein, Inc. • 135 Duryea Road • Melville, NY 11747

PRSR STD  
 U.S. POSTAGE  
**PAID**  
 HENRY SCHEIN, INC.

Due to manufacturer price increases, prices are subject to change without notification. Offer valid on our full array of products. Upon any request by Medicare, Medicaid, Tricare or other payer, you must report the value of any benefit received from a discount program (e.g., points redemptions, gifts or other special awards). ©2017 Henry Schein, Inc. No copying without permission. Not responsible for typographical errors. No adjustments from prior sales. Offer not to be combined with other promotions and/or special contract pricing. Void where prohibited. Local regulatory requirements may apply to use or installation of certain products. It is your responsibility to understand and comply with any such requirements prior to purchase, use or installation of products. †For informational purposes only. Source: ReimbursementCodes.com and/or www.cms.gov. Customer is responsible for verification of billing/coding in accordance with applicable specific circumstances.

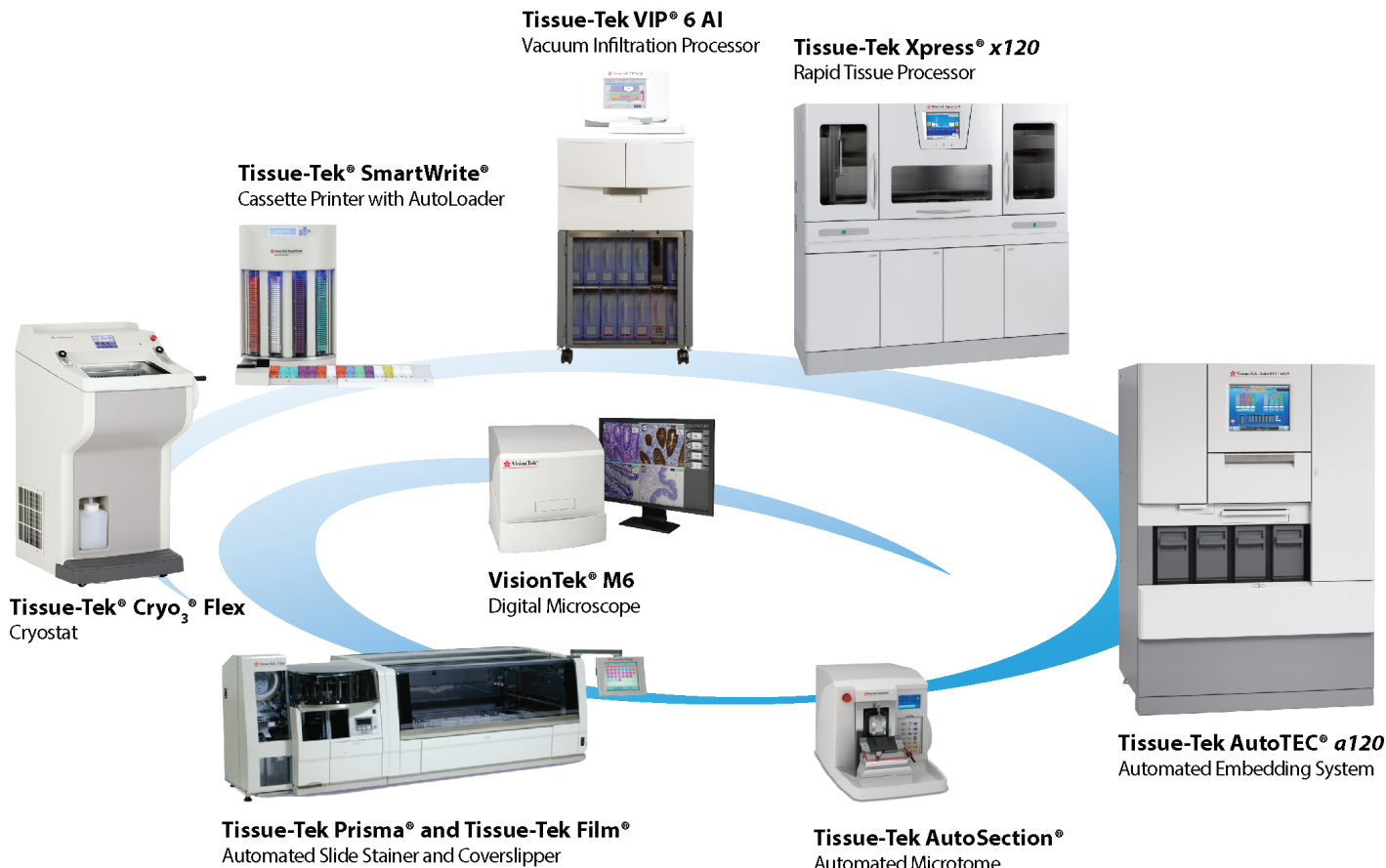


Printed on recycled paper.  
 Please recycle it again.



## Your Partner in Pathology Automation

### Predictable Performance for Turnaround Time and Quality



continuous innovation for pathology