

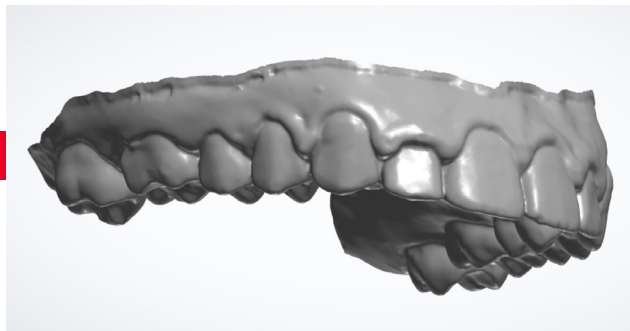
BITE SPLINTS

Bite splints can be fabricated with a minimal amount of information:

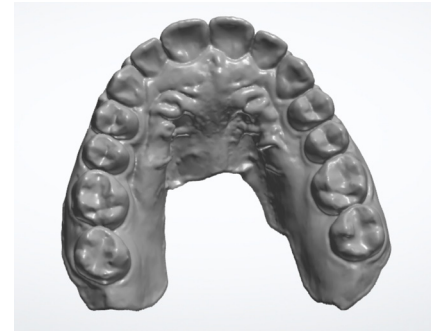
- A preparation scan
- An antagonist scan
- Notes as to Upper or lower
- Notes as to hard or Keystone hard/ soft
- Notes as to permissive or directive type of guide

All Splints are designed to meet or exceed FDA Guidelines

Preparation Scan

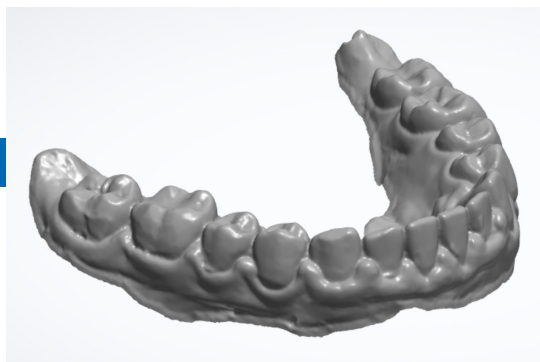


Good clear extensions all around the arch



Extend scan behind the second molar in order to secure good retention. Make sure the occlusal table is clear of distortions or tears.

Antagonist Scan



The antagonist scan should be free of distortion or tears



A Good clear occlusal scan